


Adapting AccessArt: Sequence and Story Building

[By Yu-Ching Chiu](#)

In this post, artist and educator Yu-Ching Chiu shares a workshop inspired by the AccessArt resource [Drawing Stories Illustrated by Children](#) that she facilitated at [Yuejin Art Museum in Tainan, Taiwan](#), with a small mixed-age group of participants.

In this 1.5-hour session, Yu-Ching encouraged participants to create a story, told in a 3-part series of illustrations using the local area and various prompts as the starting point for their illustrated story.

[Please log in](#) below as a member to access the resource.



	Please log in here to access full content.	
Username	<input type="text"/>	
Password	<input type="password"/>	
	<input type="button" value="Login"/>	<input type="checkbox"/> Remember me
	Forgot Password	

To access all content, I would like to join as...

An Individual



Creative practitioners, educators, teachers, parents, learners...

From £3.50

An Organisation...




Schools, Colleges, Arts Organisations: Single and Multi-Users
From £42

AccessArt is a UK Charity and we believe everyone has the right to be creative. AccessArt provides inspiration to help us all reach our creative potential.

You May Also Like...

3-panel drawing challenge

3.



Drawing Stories



Making a Ruler Drawing (of a Bag)

Playing With Perspective

You May Also Like...

Other Resources by Joe Gamble



Adapting AccessArt: Colour and Composition



Thoughtful Mark making



Deconstructing to Help You See

You May Also Like

ten minutes, five times a week



the drawing journey



all drawing resources



Analogue Drawing

What We Like About This Resource...

“This activity highlights how visual communication can be used to convey emotion. When artwork is relatable in a human and emotive way it can be really powerful. Learning how to translate feeling into mark-making is a really important skill and can help children break down the essence of a range of their own emotions, and communicate it to others. Explore colour and a range of materials to enrich this experience.” – Tobi, AccessArt.

Movement Maps

Finding Marks Through Drawings Made by Artists

See This Resource Used In Schools





You May Also Like...

Pathway: Typography and Maps



[This is featured in the 'Typography and Maps' pathway](#)

Pathway: Cloth, thread, paint



[This is featured in the 'Cloth, Thread, Paint' pathway](#)

Session Recording: Finding Marks Made by

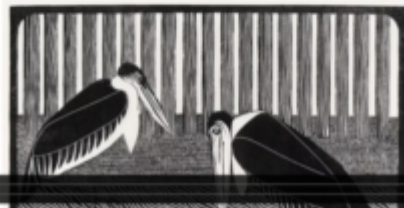
Artists



Finding Marks Through Drawings Made by Artists

By Paula Briggs

This resource shares a way to introduce learners to the diversity of mark making at their disposal when making drawings. By deconstructing drawings made by artists, we can begin to build our own vocabulary of marks, and start to make our own creative decisions about when to use a certain mark in a particular context, and understand how the marks we choose will affect the final drawings.



#Inspire

Inspired by our resources?
Media using #InspireBy @
facebook and twitter @vrt
Instagram & quote the url is
Thank you!

FIND RESOURCES ABOUT...

Search

MEMBERSHIP

Register for

Join Access

Mark Making & Sound: Part Three

You May Also Like...

Mark Making & Sound: Part One



Mark Making & Sound: Part Two



Pathway: Music and art



[This is featured in the 'Music and Art' pathway](#)


Mark Making & Sound: Part Two

You May Also Like...

Mark Making & Sound: Part One



Mark Making & Sound: Part Three



Pathway: Music and art



[This is featured in the 'Music and Art' pathway](#)


Mark Making & Sound: Part One

You May Also Like...

Mark Making & Sound: Part Two



Mark Making & Sound: Part Three



Pathway: Music and art



[This is featured in the 'Music and Art' pathway](#)

Drawing to a Slow Rhythm



Inspired by Miro



Drawing to Music



Patterns with Nature


You May Also Like...

Pathway: Explore and Draw




[Featured in the 'Explore and Draw' Pathway'](#)

Talking Points: Artists as Collectors and explorers



AccessArt Digital Resources



Making a Scroll Drawing

Shells: Observational and Imaginative Drawing

You May Also Like...

Still Life Compositions



Create and paint your own still life composition inspired by Cezanne

Drawing Spiral Snails



Explore spirals found in nature with this mixed media workshop

Drawing Spirals




Explore drawing using whole body movements

One Roll of Paper, Two Activities

Drawing Small

You May Also Like...

Pathway: Exploring the world through mono print



This is featured in the 'Exploring The World Through Mono print' pathway

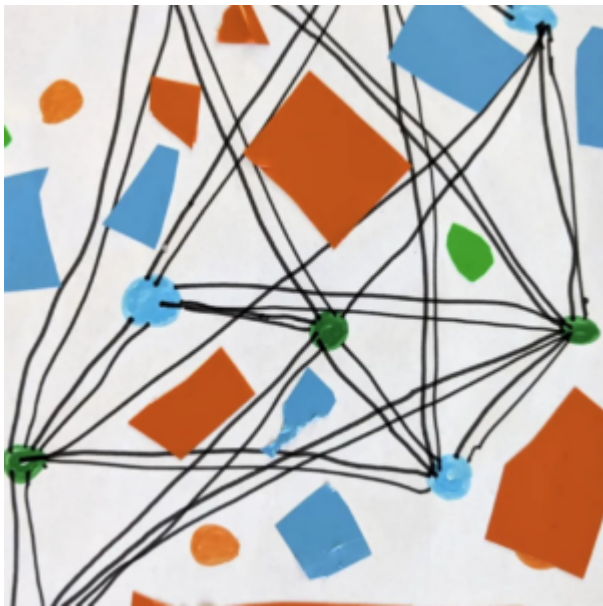
Drawing Large




Pastel and Rubber Chiaroscuro Drawings

Rules and Resolutions

See This Resource Used In Schools...





You May Also Like...

Pathway: Exploring pattern



[This is featured in the 'Exploring Pattern' pathway](#)

Talking points: Andy Gilmore




talking points: Louise Despont



**Drawing Soft Toys Inspired by
“Where the Wild Things Are”
by Maurice Sendak**

**See This Resource Used In
Schools...**





You May Also Like...

Pathway: Drawing and Making Inspired by Maurice Sendak



[This resource is featured in the 'Drawing and Making Inspired by Maurice Sendak' pathway](#)

Visual Arts Planning Collections: Toys, puppets, dolls



talking points: maurice sendak



Working with Ink

In this one hour session, led by artist Melissa Pierce Murray, students explore techniques and properties of Quink and Black India Inks, and how to build up a drawing using the medium.

Show Me What You See: Drawing Inspired by Anglo Saxon Architecture