

# Creating and Drawing an Art Installation

By Paula Briggs

In this session children helped create an art installation using art materials suspended from wires, in homage to our regular art classes for children aged 7, 8 and 9. Children then made studies of the installation - using continuous line drawings and then graphite and soft pastels, resulting in beautiful and dynamic sketches.



Continuous line drawing of installation

## Creating the Art Installation

We began by presenting some of the art materials that the children had used over the previous weeks in a new context -

hanging from a series of wire strings, attached to chairs. The idea was to create a characterful and intriguing display which would promote careful looking.



The installation - a collection of art materials suspended from wires

---

	<b>Please log in here to access full content.</b>
Username	<input type="text"/>
Password	<input type="password"/>
	<input type="button" value="Login"/> <input checked="" type="checkbox"/> Remember me
	<a href="#">Forgot Password</a>

To access all content, I would like to join as...

**An Individual**



Creative practitioners, educators, teachers, parents, learners...

[From £3.50](#)

**An Organisation...**



Schools, Colleges, Arts Organisations: Single and Multi-Users  
From £42

*AccessArt is a UK Charity and we believe everyone has the right to be creative. AccessArt provides inspiration to help us all reach our creative potential.*

---

**Nest**

---

# See This Resource Used in Schools...







## You May Also Like...

Pathway: Sculpture, Structure, Inventiveness & determination



[This is featured in the 'Sculpture, Structure, Inventiveness & Determination' pathway](#)

# Talking Points: What can we learn from birds



## Drawing source material: nests



# Drawing Hands


## You May Also Like...

Pathway: Exploring Form Through Drawing

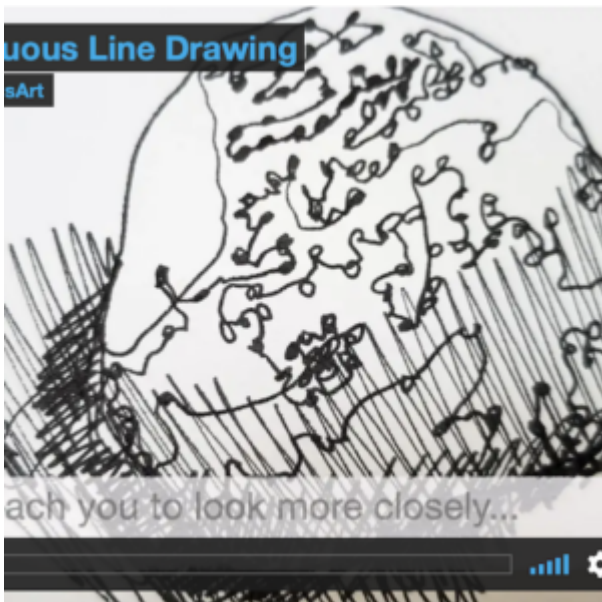


[This is featured in the 'Exploring Form Through Drawing' pathway](#)

Drawing Like a Caveman – Handprint Art



## Continuous Line Drawings



---

**Working Collaboratively in  
School: Cell Design by Karen**

**Wicks**

---

**Art for the Square with Susie  
Olczak for Futurecity**

---



**Walking Sketchbooks**


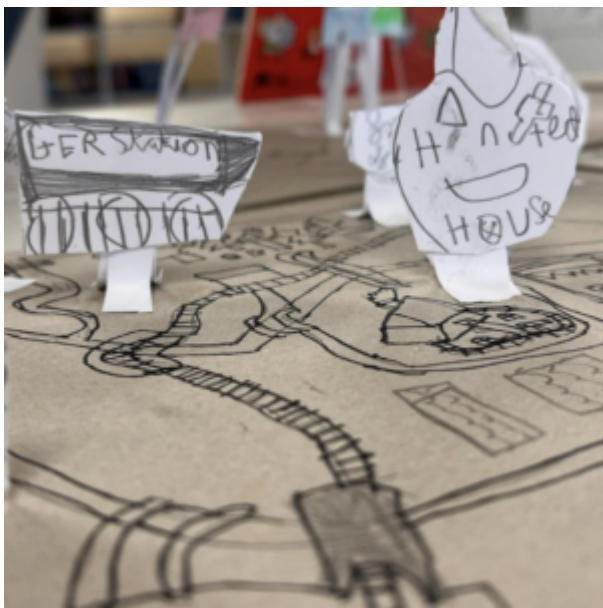
---

**3-D Visual Maps for Children**

**See This Resource Used In  
Schools...**









## Talking Points: Louise Fili




## Talking Points: Chris Kenny



## Talking Points: Grayson Perrys 'Map of Days'



## Talking Points: Hogwarts' Maps



## Talking Points: Paula Sher


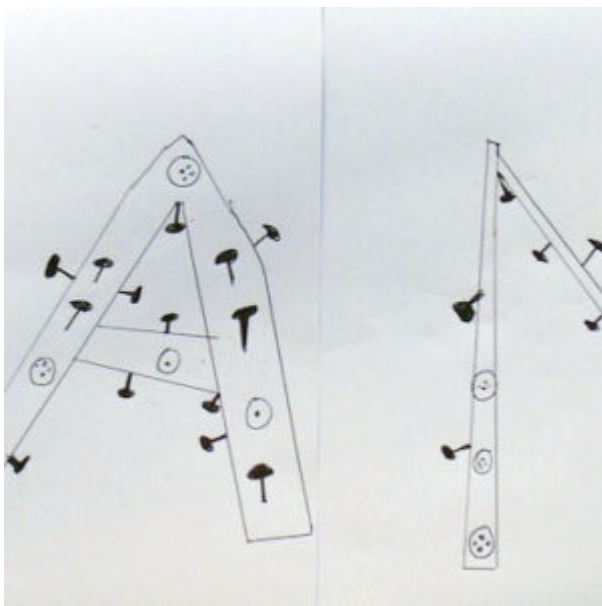



---

# Typography for Children

See the Resource Used in Schools...









## You May Also Like...

**Pathway: Typography and Maps**



[This is featured in the 'Typography and Maps' pathway](#)

**Talking Points: What is typography?**



---

# **In-Depth Drawing Experience for Teenagers by Betsy Dadd**

---

**Inspired by Miro – Collage,  
Automatic Drawing, &  
Sculpture**

**You May Also Like....**

**Visual Arts Planning Collections:  
Cardboard and paper**



## **CARDBOARD ENGINEERING CHALLENGE**



## **AN INTRODUCTION TO SCULPTURE**



---

**Anne Harild at Chesterton**

**Community College, Cambridge**

---

**Woodland Exploration by  
Caroline Wendling & Deborah  
Wilenski**

---

**Using a Folded Sketchbook to  
Get Drawing!**

---

**Improving Drawing Outcomes by  
Changing Paper**

**Join Accessart**

**Join AccessArt from only £3.50 per month and  
access all our resources wherever you live.**

## See Curriculum Guidance for Drawing: Resources



## [Further Guidance to Support Drawing in Schools](#)

### More Drawing Projects



[Find more drawing exercises and projects for primary-aged children in this beautiful book by Paula Briggs.](#)

---


**Why use Warm Up Drawing Exercises?**

---

**Hedgerow Art by Sara Dudman**

**See This Resource Used In Schools...**









---

# Looking, Talking and Celebrating

Teenagers from AccessArt's Experimental Drawing Class for Teenagers enjoy reflecting on their work and sharing it with friends and family.

---

# Drawing with Wire: The Polymeric Approach by Julie de Bastion

## You May Also Like...


Visual Arts Planning Collections:  
Literacy



Accessart wire resources



**drawing with wire**



---

# **Drawing on Pebbles to Make Treasured Fossils**

Using a variety of drawing media on a variety of found surfaces to create a collection of fossils. [Full AccessArt](#)

[Members Only](#)