

Drawing with Sticks

By [Elizabeth Hammond](#)

In this post artist Elizabeth Hammond demonstrates how to draw using a stick to give life to the marks made. This way of drawing encourages bodily movement and energy on the page. It is a really accessible activity for all abilities. Become a [member](#) to watch the full video below.

| | |
|----------|--|
| | Please log in here to access full content. |
| Username | <input type="text"/> |
| Password | <input type="password"/> |
| | <input type="button" value="Login"/> <input checked="" type="checkbox"/> Remember me |
| | Forgot Password |

To access all content, I would like to join as...

An Individual



Creative practitioners, educators, teachers, parents, learners...

[From £3.50](#)

An Organisation...



Schools, Colleges, Arts Organisations: Single and Multi-Users
From £42

AccessArt is a UK Charity and we believe everyone has the right to be creative. AccessArt provides inspiration to help us all reach our creative potential.

What We Like About This Resource

“This is a great activity to get students to think about drawing in a different way. Extending reach and accepting a lack of control can lead to really

exciting and energised mark-making. It's great to see that this resource has also been used in SEND settings, demonstrating its accessibility." – Tobi, AccessArt.

**Exploring Macbeth Through
Art: Storyboards**

**Exploring Macbeth Through
Art: Out Damn Spot!**

**Exploring Macbeth Through
Art: Light and Dark Posters**

Exploring Macbeth Through

Art: Macbeth Portraits

**Exploring Macbeth Through
Art: Witch's Capes**

**Exploring Macbeth Through
Art: Heath Landscapes**

Introduction to Pens

**Sculptural Environments
Inspired by Hockney**

See This Resource Used In Schools...





**Learning from Permaculture
Design Principles**

Introduction to Graphite



**AccessArt Primary Art
Curriculum Materials List**

Show Me What You See

Making Painted & Sewn

Landscapes

See This Resource Used In Schools...
























You May Also Like...

Pathway: Cloth, thread, paint



[This is featured in the 'Cloth, Thread, Paint' pathway](#)


Talking Points: Frank Bowling



Talking Points: Hannah Rae



Talking Points: Alice Kettle



Experimental Mark Making Tools

**See This Resource Used In
Schools...**



You May Also Like...

Pathway: Expressive Painting



[This is featured in the 'Expressive Painting' pathway](#)


Mixed Media Landscape Challenges

See This Resource Used In Schools...











You May Also Like...

Pathway: Mixed Media Land and city scapes



[This is featured in the 'Mixed Media Land and City Scapes' pathway](#)

Talking Points: Vanessa Gardiner



Talking Points: The Shoreditch Sketcher



Talking Points: Kittie Jones






Nests: With Dry and Wet Media

See This Resource Used In Schools...











You May Also Like...

Pathway: Sculpture, Structure,
Inventiveness & determination



[This is featured in the 'Sculpture, Structure, Inventiveness & Determination' pathway](#)

Talking Points: What can we learn from birds



Drawing source material: nests



Nests: Observational Ink Drawing

See This Resource Used In Schools...



You May Also Like...

Pathway: Sculpture, Structure,
Inventiveness & determination



[This is featured in the 'Sculpture, Structure, Inventiveness & Determination' pathway](#)

Talking Points: What can we learn from birds



Drawing source material: nests



**Nests: Materials, Tools
Testing and Sketchbooks**

See This Resource Used In Schools...




You May Also Like...

Pathway: Sculpture, Structure,
Inventiveness & determination



[This is featured in the 'Sculpture, Structure, Inventiveness & Determination' pathway](#)

Talking Points: What can we learn from birds



Drawing source material: nests



A Visual Poetry Zine with Monotype

Use monoprint, paint and collage to create zines inspired by poetry.