

# Looking for Hope in the Small Things

By [Catherine Laing](#)

Catherine Laing shares her journey with her baby daughter during the Covid 19 lockdown. Inspired by the many beautiful things that end up on the shore, each day Catherine collects 10 similar objects, takes them home, and then draws on them an image of something she sees that makes her feel hopeful. Once completed (this can take a day, or a week) she leaves them sitting on the groynes on #Broughtyferry beach to (hopefully) share with other walkers and (more likely!) the River Tay. And then repeats the process...




"At the beginning of the lockdown, like everyone, I felt isolated. So, during my daily walks, I would play a game where I would always try to smile at everyone I passed, to try and summon up some hope for us all. I began to think of how to connect with others in a more concrete way, in a time where we all had to remain separate. I found myself drawn to the decaying groynes on the local beach. Originally designed to stem the erosion of the beach, over time they have eroded and are now beautiful objects encrusted with shells, seaweed and barnacles. I decided to use them as a site for an artwork, which would be a way to share the burgeoning hope I felt when walking on the sand with my daughter.



During my walks I collect ten similar objects from the beach that catch my eye. I then take these home and draw an image on them of something I have seen on that same walk that made me feel hopeful. On the opposite side of the objects I write 'Look for hope in the small things'





When these drawings are complete, I return them to the beach and place them on the groynes. My hope is that they will be seen, and even collected by other people, and they will feel the joy of finding something unexpected when they are walking. However, I realise that many of them will be washed away with the tide. At the time of writing I have made thirteen sets of these drawings - my goal is to reach a symbolic 19!







I have kept one of each of all the editioned drawings and have taken photographs of them on the groynes.





Feather Cushio x BBC iPlayer - T x Shared - OneL x 28 Drawings L x ethical baby lo x W Dightly Burn - x Latest Resourc x iCloud Photos x ErgoPouch Jer

facebook.com/groups/28DrawingsLater/

28 Drawings Later : Creativity every day in February!

Public group

About

Discussion

Announcements

Rooms

Members

Events

Videos

Photos

Watch Party

Search this group

Shortcuts

- 28 Drawings Later : Cre...
- The YogaBellies Sa... 12
- Laing School of Irish ... 9
- An Chomhdhail Scott... 2


Introducing

Getting the gro hanging out wit

Catherine Laing

Rising Star

'Look for hope in the small things' (Paint and felt tip pen on clam shells found on #BroughtyFerry beach) It was a bracing walk in the wind today, but the sand was amazing as it swirled about! You can even see it flying about in one of the images. While we were out I placed my twelfth set of drawings on 10 found objects on the groynes. The flowers for the design were a small gift from our neighbour, taken from our shared garden. Good neighbours are the real sign of hope at the moment.



Karen Brown, Sonja Taylor and 9 others

1 Comment 2 Shares

Like Comment Share

Invite

4,456 members

A MONTH!

fore

See All

See All

Join Group

Initially, I just sat my work on the groynes; however, over time I found ways to wedge them into the rotting wood. This makes them more secure and makes them feel more part of the existing landscape. I always feel a thrill upon returning on another day to find that some are still there!



Each time, I challenge myself to find a different material to draw on. My only criteria are that the objects are small, and have a relatively smooth surface to draw on. Each time I have to adapt my technique to the different textures and shapes of the chosen objects.







Before lockdown, I made things for my home and my job, but it had been quite some time since I have made any art as an artist. My hope is that I will find some way to continue carving out some time in my days and weeks to continue what has been a rewarding, hopeful experience, using drawing to connect with others."







---

**This is a sample of a resource created by UK Charity AccessArt. We have over 1500 resources to help develop and inspire your creative thinking, practice and teaching.**

**AccessArt welcomes artists, educators, teachers and parents both in the UK and overseas.**

**We believe everyone has the right to be creative and by working together and sharing ideas we can enable everyone to reach their creative potential.**

---

**One Roll of Paper, Two Activities**

---

# **Botanical Fairies**

---

## **Draw your Granny and Grandpa or Any Relative You Love!**

The Nonna Maria Drawing Challenge by Luca Damiani

---

## **Galaxy Painting**

---

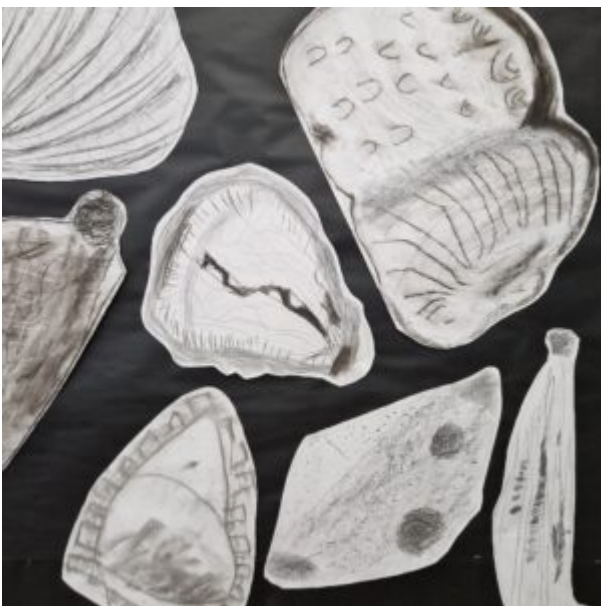
## **“Missing You” – Pavement Art Response to #SchoolclosureUK**

---

## **Drawing Large**

# See This Resource Used in Schools...





**You Might Also Like...**

**Pathway: Gestural Drawing with Charcoal**



[Featured in the 'Gestural Drawing with Charcoal Pathway'](#)

**Session Recording: exploring Charcoal**



**The ancient art of konan**



**Molly Hausland**




---

**Mono Printing Session with  
'Change, Grow, Live'**


# You May Also Like...

**Pathway: Exploring the world through mono print**



[This is featured in the 'Exploring The World Through Mono print' pathway](#)

**Talking Points: Xgaoc'o Xare**



**Video enabled monoprint resources**



---

**Rainbows and Waves for Grey Days**


---

**Drawing Small**

**You May Also Like...**

**Pathway: Exploring the world through mono print**





[This is featured in the 'Exploring The World Through Mono print' pathway](#)

## Drawing Large



# **Life Drawing Class: Visual Impressions**

---

## **Inspired! 'The Tree' by Year One and Two at Hauxton Primary School**

In this post, Pamela Stewart shares the submission by Hauxton Primary School, Cambridgeshire for Inspire: A Celebration of Children's Art in Response to Jacopo del Sellaio's Cupid and Psyche by Year One and Two pupils in 'Owl Class'.

It shares the pupils' Inspire journey and all that they learned in response to looking at the Renaissance painting at the Fitzwilliam Museum, Cambridge.

---

## **Walking and Drawing**

---

## **Unesco: Celebrating the Power**

# of Making!

Inspired by Paula's recent rousing film, 'It's in Our Hands', artist Jan Miller pulled images together from her own teaching to illustrate the things the children in her classroom do with their hands

---

## Children's Community Project

---

### Foreshortened Sketches

---

## Cupid and Psyche: How a Fifteenth-Century Renaissance Panel Became the Most Loved Painting in Cambridgeshire

Sheila Ceccarelli tells the story of how Cupid and Psyche, painted by Jacopo Del Sellaio, an Italian Renaissance artist, came to become the most loved painting in Cambridgeshire. Inspire is an exhibition of art made by primary school children and celebrates the creativity of our local schools. It champions the on-going importance of cultural learning and

the visual arts for children and young people. A chance also to see Del Sellaio's Cupid and Psyche on display next to the children's work.

---

## **Bubble Drawings**

---

## **Pastel and Rubber Chiaroscuro Drawings**

---

## **Thinking Silhouettes**