

# Which Artists: Toby Pritchard

By Toby Pritchard

Toby Pritchard is a recent Masters Graduate from Manchester School of Art where he studied Illustration. In this post he shares his creative journey and the development of his practice over the years from 3D Stop Motion Animation to more digital animation. Toby talks about inspirations, from artists like [Eyvind Earle](#) to percussion music and explains how [anthropomorphism](#) (the attribution of human characteristics or behaviour to a god, animal, or object) has given his work life.



---

	Please log in here to access full content.
--	--

Username	<input type="text"/>
Password	<input type="password"/>
	<input type="button" value="Login"/> <input checked="" type="checkbox"/> Remember me
	<a href="#">Forgot Password</a>

**To access all content, I would like to join as...**

**An Individual**



Creative practitioners, educators, teachers, parents, learners...

**From £3.50**

**An Organisation...**



Schools, Colleges, Arts Organisations: Single and Multi-Users  
From £42

*AccessArt is a UK Charity and we believe everyone has the right to be creative. AccessArt provides inspiration to help us all reach our creative potential.*

---

## What We Like About This Resource...

**“It’s a really positive thing for an artist to share the concept of the creative journey. At AccessArt we believe journeys are pretty important**

and we are pleased to show this in action through Toby Pritchard's post. We particularly like the anthropomorphic element, and how this really brings life to Toby's work." – *Rachel, AccessArt*

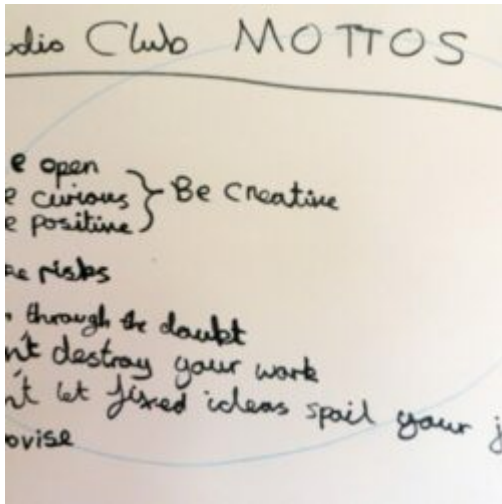
## You May Also Like...



### [Anthropomorphic Animal Paintings](#)



### [Exploring Animation](#)



## Teaching for the Journey not the Outcome

---

# Gabby Savage-Dickson: Etching

## What We Like About This Resource...

"These are such beautiful and evocative images – certain to inspire. There is a lot of potential for schools to explore Gabby's work as a way to inspire pupils to create their own imagery inspired by literature, or inspired by imaginative writing by pupils.

Although etching might not be particularly accessible to many schools, there are low tech ways of approaching the process (see below) which

mean pupils can explore similar ways of working in the classroom.” *Paula, AccessArt*


## You May Also Like...



### [Dry Point Etching](#)



### [Printmaking Using Packaging](#)



## [MonoPrinting with Carbon Paper](#)

---

# **Rosie Hurley: Esio Trot**

## **What We Like About This Resource...**

“Rosie highlights the importance of embracing a wide variety of interests and ways of working into our wider creative practice, resulting in wonderfully rich and very personal explorations and outcomes.

There are so many clues in this resource for teachers. Look out for how Rosie slows down her

whole process into a series of interconnected stages, which weave in and out of each other. These include time for research (collecting and observing), analysing and revisiting, drawing, making and finally documenting.” *Paula, AccessArt*


## You Might Also like...

**Pathway: Telling Stories through drawing and making**



[This is featured in the ‘Drawing Stories Through Drawing and Making’ pathway](#)

**Pathway: Set Design**



[This is featured in the 'Set Design' pathway](#)

**talking points: negative space by tiny inventions**



**Gabby Savage-Dickson: Felting & Embroidering Sets**



## Year 3 Roald Dahl & Quentin Blake Homework



## Draw, Paint, Build, Make: Gallery Project



---

## **Natsko Seki: Making Broadway Market**


### **What We Like About This Resource...**

**“This resource shows pupils how the experience, background and passions of an illustrator all feed into his or her work.**

**We like the way Natsko shares how her experience over time informs her work. For example, her background as a “visitor” or person living in cultures which she isn’t initially familiar with, enable her to see that culture through fresh eyes.**

She takes these observations in through her sketchbooks, and then these inform her work at various points going forward. This is an important concept when facilitating art and developing pupils' own creativity – and [sketchbooks](#) provide the perfect tool for building this experience.”  
*Paula, AccessArt*

## You Might Also Like...



[Creating a Book World with Rose Feather](#)



## Illustrating Stories: Creating a Storyboard and First Dummy Book



## Illustrating the Jaberwocky

---

# **Creating Comics Inspired by Museum Collections**

---

## **Ink Collage Inspired by The Wolf Wilder**

Using a well loved children's book as a starter for creating a beautiful and varied collage using different inking techniques.

---

## **Drawing with Scissors: Screen Printing Workshop in 3 Stages, Inspired by Matisse**

---

# **Block printing: Creating repeat patterns using letters with Andy McKenzie**

Teenagers from AccessArt's Experimental Drawing Class worked with artist Andy McKenzie to create repeat patterns of letters.

---

# **Illustrating 'The Jabberwocky'**

In this resource, AccessArt contributor Eleanor Somerset, illustrates how she worked with a group of 7-10 year old pupils and another of 10-15 year old budding artists, at the Little Art Studio in Sheffield, on a series of workshops to illustrate Lewis Carroll's The Jabberwocky.

# **Making Drawings using a Lightbox**

---

**Bad Cat: Inspiration for Art Week**

**You May Also Like...**

**Visual Arts Planning Collections: Literacy**

---



**the making of rabbit, cactus,  
accident**



**Making Broadway Market**



---

**Which Artists: Abigail Winter**

---

**Illustrating Stories:  
Creating a Storyboard  
and First Dummy Book**

Children's book illustrator Emma Malfroy shares how to plan out a children's book and make a mock

up 'dummy book'.

---

# **Drawing with Indian Ink with Aurora Cacciapuoti – Illustrator**

Aurora Cacciapuoti, illustrator, shows her work to teenagers and demonstrates how to use ink and nib.