

Adapting AccessArt: Plinth People

By Charlotte Puddephatt

In the '[Adapting AccessArt](#)' series, we will be spotlighting teachers who have used AccessArt resources to develop their own pathways.

In this post, Charlotte Puddephatt, a teacher at Sheffield High School, shares with us how she adapted the AccessArt resource [Plinth People: Sculptural Self-Portraits](#) for her Year 3 class to support her school's submission to the [Take One Picture](#) exhibition in 2025.

The Take One Picture exhibition opened at the National Gallery in June. Now in its 30th year, the painting that inspired this year's artwork from children around the UK is [Courtyard of a House in Delft](#) by the Dutch painter, [Peter de Hooch](#). This project involved three one-hour sessions for making, followed by two additional sessions to create the backdrop.

Please [log in](#) as a member to access the resource.



	Please log in here to access full content.	
Username	<input type="text"/>	
Password	<input type="password"/>	
	<input type="button" value="Login"/>	<input checked="" type="checkbox"/> Remember me
	Forgot Password	

To access all content, I would like to join as...

An Individual



Creative practitioners, educators, teachers, parents, learners...

From £3.50

An Organisation...



Schools, Colleges, Arts Organisations: Single and Multi-Users
From £42

AccessArt is a UK Charity and we believe everyone has the right to be creative. AccessArt provides inspiration to help us all reach our creative potential.

This Project Uses The Following Resources...

Plinth people: Sculptural Self Portraits



Quick Clay Figurative Sketches




Talking With Your Hands

Tiny Art Schools: The Children's Art School

You May Also Like...

The AccessArt Tiny Art School Movement



Artist Educator Map



Art School Ilkley Case Study



Adapting AccessArt: Egypt in Ink

See This Resource Used
In Schools...









You May Also Like...

Graphite



ink



Graphic inky still life



Ice Worlds

You May Also Like...

Pathway: Using Art To Explore Global Issues



[This resource is featured in the 'Using Art To Explore Global Issues' pathway](#)

Drawing Source material: ice



Talking Points: Drawn To Antarctica



Mini world Lightboxes



Artist Residencies in Schools


Mobile Construction
Methods

You May Also Like...

**Pathway: Explore Sculpture
Through Making a Mobile**



Heavy/Light Mobile – Drawing and Making



Coat-hanger Shells



An Introduction to Sculpture

You Might Also Like...

Talking Points: Wassily Kandinsky



**Inspired by Miro – Collage,
Automatic Drawing, & Sculpture**



Design Through Making



Alternative Fashion

You Might Also Like...

**2d and 3d Fashion Designs using
Painted Paper**



Barbie and Ken Transformation



Puppets Inspired by Historical Paintings



**Hew Locke Inspired
Boats**

**See This Resource Used
In Schools...**





You Might Also Like...

Making a Treehouse



Dropped Cone Sculptures



What is Sculpture?



Top Tips for Cardboard

Creations

DALER 
ROWNEY



See This Resource Used In Schools...



You May Also Like

Creating a book world



World in a matchbox



Insect hotels



Pedagogy in 250 words: Making is hard



Prop Making for Toys



Exploring Macbeth Through Art: Light and Dark Posters

Sculptural Environments Inspired by Hockney

See This Resource Used In Schools...





Paint Your Corner Shop

See This Resource Used in Schools...





You May Also Like...

Pathway: Festival Feasts



[This is featured in the 'Festival Feasts' pathway](#)

Talking Points: Claes Oldenburg




Talking Points: Nicole Dyer



Talking Points: Lucia Hierro



Drawing source material: Food



Green Thumbs

**Which Artists: Andrew
Amondson**

**How Do We Look At
Contemporary Sculpture:
Meg Klosterman**

**How Do We Look At
Contemporary Sculpture:
Victoria Rotaru**

AccessArt's Prompt Cards for Making

You Might Also Like...

Pathway: Music and art



[This is featured in the 'Music and Art' pathway](#)

Pathway: Playful Making



This resource is features in the 'Playful Making' pathway

Manipulating Paper



Cardboard Sculptures



The Chair and Me



Remembrance Day Peg Soldiers

What We Like About This Resource...

“It’s great to see a different approach to thinking about remembrance day. These peg soldiers are a refreshing alternative to artwork inspired by poppies. The processes involved encourage children to focus on fine motor skills: wrapping embroidery thread around the peg and creating small detailed clothes and helmets. These dolls look particularly effective when standing as a collection and would make a poignant alternative to a standard display board” – Rachel, AccessArt

See This Resource Used In Schools...




You Might Also Like...



An Exploration of Paul Nash



For Remembrance Day



World War 1 Mail Art