

Teenagers Write A Letter, A Postcard, A Poem or A Narrative in Invented Text

By [Sheila Ceccarelli](#)

Teenagers were invited to write a letter, a postcard or a poem, either to themselves, or about anything at all, but not to be written in actual, 'legible' letters, but instead marks and invented text.

All I did was provide a few materials from which the teenage artists could choose any.

The initial idea for this session was planted by the wonderful AccessArt contributor, [Sue Gough](#).



	Please log in here to access full content.
--	--

Username	<input type="text"/>
Password	<input type="password"/>
	<input type="button" value="Login"/> <input checked="" type="checkbox"/> Remember me
	Forgot Password

To access all content, I would like to join as...

An Individual



Creative practitioners, educators, teachers, parents, learners...

From £3.50

An Organisation...



Schools, Colleges, Arts Organisations: Single and Multi-Users
From £42

AccessArt is a UK Charity and we believe everyone has the right to be creative. AccessArt provides inspiration to help us all reach our creative potential.

Ten Top Tips to Take Superb Pictures on Your Camera Phone

by Ruth Purdy

What is a Canvas? Exploration Activity

Making Felt Sailing Boats by Ruth Purdy

Using Drawing as a Way of Understanding: University of Liverpool Veterinary Science Schematic Drawing Task.


Teenagers Use Touch to Draw and Explore Small Objects

“Feely Drawings” or Drawing by Touch – a 5 minute drawing exercise



This short icebreaker or warm up exercise, led by Paula Briggs at the Drawing Workshops for ages 6 to 10, encourages the children to relax into their drawing session.

Introducing Graphite and Blind Drawing



Teenagers explored mark making, drawing 'blind' with the age old drawing tool 'the pencil' and softer graphite sticks. Sheila Ceccarelli

Now We Are Back

Building and Drawing

Feeling Our Way Around Wool

Time to Introduce Ourselves – Initial Sculpture!

Marbling for Surface Design by Ruth Purdy

Early Primary Sketchbook Exploration

Lights | Camera | Action | we all love glow-in-the-dark

tape! By Sara Dudman

Doodling with Stuff


Paula Briggs shows how to create a safe environment for pupils to explore a range of materials which they would be able to manipulate and transform.


Collagraph, Collage and Stitch: Make a Image of Your Home on Fabric

The August Creative Challenge Gallery – Week Four

Drawing Spirals

See How This Resource Is Used in Schools...







You May Also Like...

Pathway: Spirals



[Featured in the 'Spirals Pathway'](#)

Talking Points: Molly Hausland



The ancient art of kolān



Drawing with a Ruler

You May Also Like...

Pathway: Exploring Form Through Drawing




This is featured in the 'Exploring Form Through Drawing' pathway

Pathway: Stick Transformation project




This is featured in the 'Stick Transformation Project' pathway

The drawing journey



**See Drawing Projects for Children for
more Drawing Exercises**



Supersized Jewellery

**More Making and Drawing projects for
children**



[Make, Build, Create and Drawing Projects for Children, BlackDog Publishing 2015/2016](#)

Developing Sketchbook Work with Pink Pig Sketchbooks

Find more drawing and making ideas!



Drawing Projects for Children and Make, Build, Create. Blackdog Publishing 2015/2016