


# Marbling for Surface Design by Ruth Purdy

By [Ruth Purdy](#)

As a freelance artist providing sessions in the care sector I work with nontraditional audiences in non-traditional arts spaces. My practice relies on working with multiple disciplines and the reinvention of processes designed for accessibility.



The activity of marbling is simple, stunning and entertaining. It can engage everybody and the most inexperienced make positive contributions with ease.

---

	<b>Please log in here to access full content.</b>	
Username		<input type="text"/>
Password		<input type="password"/>
	<input type="button" value="Login"/>	<input checked="" type="checkbox"/> Remember me
	<a href="#">Forgot Password</a>	

**To access all content, I would like to join as...**

**An Individual**



**Creative practitioners, educators, teachers, parents, learners...**

**From £3.50**



## An Organisation...



Schools, Colleges, Arts Organisations: Single and Multi-Users  
From £42

*AccessArt is a UK Charity and we believe everyone has the right to be creative. AccessArt provides inspiration to help us all reach our creative potential.*

---

---

**Early      Primary      Sketchbook**

# Exploration

---

**Lights | Camera | Action | we  
all love glow-in-the-dark  
tape! By Sara Dudman**

---

## Doodling with Stuff

Paula Briggs shows how to create a safe environment for pupils to explore a range of materials which they would be able to manipulate and transform.

---

**Collagraph, Collage and  
Stitch: Make a Image of Your  
Home on Fabric**

---


# The August Creative Challenge Gallery – Week Four

---

## Drawing Spirals

See How This Resource Is Used in Schools...











## You May Also Like...

**Pathway: Spirals**



**Featured in the 'Spirals Pathway'**

**Talking Points: Molly Hausland**





**The ancient art of kolan**



---

**Drawing with a Ruler**

# You May Also Like...

## Pathway: Exploring Form Through Drawing




[This is featured in the 'Exploring Form Through Drawing' pathway](#)

## Pathway: Stick Transformation project




[This is featured in the 'Stick Transformation Project' pathway](#)

## The drawing journey



See Drawing Projects for Children for more Drawing Exercises





# Supersized Jewellery

More Making and Drawing projects for children



[Make, Build, Create and Drawing Projects for Children, BlackDog Publishing 2015/2016](#)

---

## Developing Sketchbook Work with Pink Pig Sketchbooks

Find more drawing and making ideas!



[Drawing Projects for Children and Make, Build, Create. Blackdog Publishing 2015/2016](#)

---

## Tie Dye

---

## Rio 2016! – Sporty / Sunbathing Dolls

Inspired by Rio 2016, the AccessArt Friday Club made dolls from modroc and wire, exploring costumes and personality!

---

# **Steampunk Robots: A Kitbash Sculpture Unit**

This resource, by Esmé Dawson, shows the processes students went through to create a robot sculpture that could live in a steampunk world. The main technique used was 'kitbashing;' the art of making a sculpture by taking bits out of broken plastic toys or using found and recycled objects.

---

## **Draw your Home: Collage, Stitch and Fabric Crayons**

---

## **Drawing Outside & Never-Ending Landscapes**

---

## **Take a Seat Gallery**

Enjoy these chairs!



---

# **Block printing: Creating repeat patterns using letters with Andy McKenzie**

Teenagers from AccessArt's Experimental Drawing Class worked with artist Andy McKenzie to create repeat patterns of letters.

---

# **Brushes, Rollers and Dabbers – Year 4 Pupils Use Mixed Media to Make Mark Making Tools**

to explore constructing in mixed media and using inventiveness and innovation to create painting tools, which would later be used to paint a Communal Drawing of the River.

---

# **Our River – Year Five Pupils**

# Build a Communal Drawing in Four Steps

---

Inspired by Christo: Mixed Media Drawings