

# Paint, Colour and Autobiographical Imagery

By Paula Briggs

This week in the artclub for ages 8,9 and 10 we carried on our theme of creating autobiographical work, this time exploring drawing and painting.

The artwork we created was to be used in our autobiographical suitcases/pop up gallery session later in the term. In this session, which was actually spread over two x one hour sessions, I wanted to give the children the opportunity to create work using their intuition and instinct - work which is created through a series of stages without too much blood, sweat and tears!



Using colour and form instinctively

---

	<b>Please log in here to access full content.</b>	
Username		<input type="text"/>
Password		<input type="password"/>
	<input type="button" value="Login"/>	<input checked="" type="checkbox"/> Remember me
	<a href="#">Forgot Password</a>	

**To access all content, I would like to join as...**

**An Individual**



**Creative practitioners, educators, teachers, parents, learners...**

**From £3.50**



## An Organisation...



Schools, Colleges, Arts Organisations: Single and Multi-Users  
From £42

*AccessArt is a UK Charity and we believe everyone has the right to be creative. AccessArt provides inspiration to help us all reach our creative potential.*

---

---

## My House – A Cardboard

# Construction Project

These autobiographical architectural sculptures use corrugated cardboard, laid in strips on their side, to create sculptures designed to be peered in to!

---

## Exploration of Watercolour in the Studio

After having studied watercolour paintings at the Fitzwilliam Museum Cambridge with AccessArt, teachers were invited to undertake their own exploration of working with watercolour, including colour mixing, paint techniques, and intention. This resource shares the processes and outcomes of the practical studio session.

---

## Introduction to Watercolour

### You May Also Like...

**Pathway: Exploring Watercolour**





[Featured in the 'Exploring Watercolour' pathway](#)

**Pathway: Mixed Media Land and city scapes**




[This is featured in the 'Mixed Media Land and City Scapes' pathway](#)

**Collection of Landscape Resources by**


**Hester Berry**



**PAINTING THE STORM AT BOURN PRIMARY SCHOOL**



**Talking Points: Paul Klee**



## **part 2: Exploration of Watercolour in the studio**



---

# **Exploring Watercolour at the**



# Fitzwilliam Museum Cambridge with AccessArt

## part 1: Introduction to Watercolour



The resource describes and demonstrates individual watercolour techniques, and then shows examples of these techniques in paintings from the Fitzwilliam Collection.

## part 2: Exploration of Watercolour in the studio



After studying paintings from the collection at first hand and identifying how various marks within the paintings may have been made, teachers undertake their own exploration of working with watercolour.

The  
Fitzwilliam  
Museum  
CAMBRIDGE



UNIVERSITY OF CAMBRIDGE  
**MUSEUMS**  
& BOTANIC GARDEN



Supported using public funding by  
**ARTS COUNCIL  
ENGLAND**



# **Sculptural Birds in Flight by Teenage Makers**

In this workshop teenagers played with sculptural ideas around building form and mass, tension and scale by combining materials from Scrap Stores.

---

## **Autobiographical Suitcase Pop-Up Gallery**

This resource shares how 8, 9 and 10 year old children created a home for all of their sculptures and paintings in the form of a cardboard suitcase which doubled up as a pop-up gallery.

---

## **‘Dawn Chorus’ by Marcus Coates**

---

## **Brave Young Makers: Year**



# **Three Pupils at Ridgefield Primary Transform Materials into Birds and Insects**

This workshop presented year three pupils at Ridgefield Primary School with real design and making challenges as they worked to a brief to 'create birds and insects for their school tree'.

---

## **Making a RollerCoaster by Julia Rigby**

KS1 children use their imaginations and sense of fun to collaborate to create a model roller coaster with moving parts.

---

## **Priscilla the Puffin: Make a Simple Bird Mobile**

Nicola McGovern was one of the artists who generously donated an artwork to the AccessArt Share-a-Bird Project. She sent a mobile of a puffin and included a template so that the children who received her bird could have fun making a whole flock of puffins.

---

# Making and Drawing Birds

creating decorative designs from birds:  
markmaking, texture and pattern




## In the Company of Birds



**nest**



**Rowan: Making a Clay Bird from a Mould**




**dragons and birds in eggs: hidden and revealed**





**making birds! sculptural ideas for primary schools**



**Sculptural Birds in Flight by Teenage Makers**



**rook: transforming materials**



**Printing at Battyford Primary, Inspired  
by Hester Cox**



## **‘Flock’ at Prospect House School, Inspired by Veronica Lindsay-Addy**



**book transformation: flock of birds**





**drawing birds with mixed media: creating effects with oil pastels, crayons and ink washes**



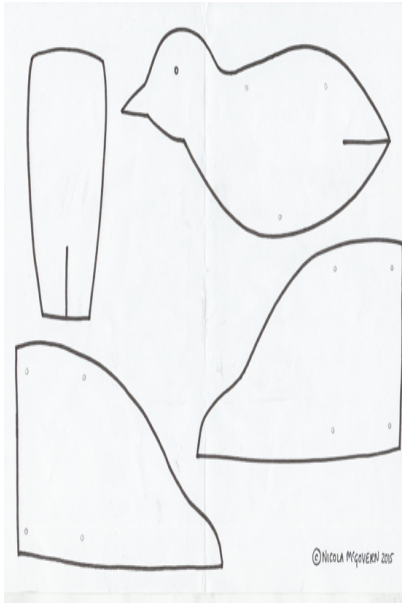
**‘Dawn Chorus’ by Marcus Coates**



## **Colourful Sculptural Birds by Pupils at Donhead Preparatory School**



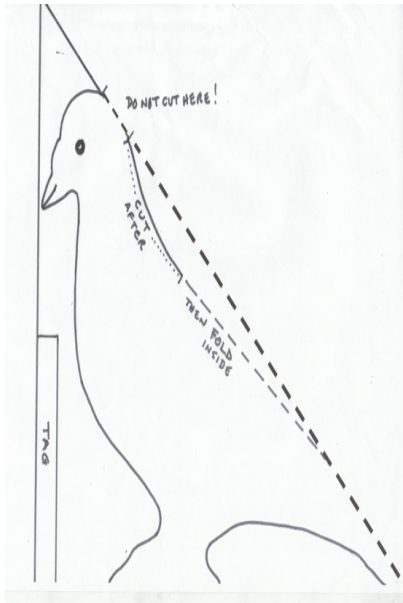
## **Priscilla the Puffin: Make a Simple Bird Mobile**



## How to Make a Simple Origami Bird by Melanie Johns



## Paper Pidgeon Project



## **‘Birds in the Trees’ by Pupils at Battyeford Primary School**



## **Brave Young Makers: Year Three Pupils at Ridgfield Primary Transform materials into Birds and Insects**





**making modroc sculpture**



**cantus articus (Concerto for birds and orchestra) Op.61: Images Inspired by Music**



## Perseverance, Determination and Inventiveness: Building Nests



---

## Colourful Sculptural Birds by

# **Pupils at Donhead Preparatory School**

See fabulous selection of birds by pupils from Donhead Preparatory School sent to AccessArt by Phillippa Dudgeon, Head of Art & DT.

---

## **Pattern and Collage: A Whole School Workshop at Monkfield Primary School**

---

## **Transformation                      Project: Cardboard and...**

Artist Andrea Butler shows how to explore simple design and construction using cardboard and jewellery.

---

## **Making Sea Sculptures at**

# **Culford School, Suffolk**

Artists Andrea Butler and Sheila Ceccarelli inspire year three pupils to invent their own sculptural sea creatures using simple wrapping and binding techniques with scrap store materials.

---

## **Making a Scarecrow Out of Moss**

---

## **Make a Sketchbook, Ideas Book or Travel Journal this Summer!**

AccessArt's Experimental Drawing Class worked during their final session this term, on making their own books for summer ideas (and delightfully their parents joined in at the end of the session and made their own books too)

---



# Teenagers Make Prompts to Overcome White Page Syndrome

Fabulously inspired teenagers at AccessArt's Experimental Drawing Class made prompts to help each other overcome the 'white page syndrome'.

---

## Inspired by Joseph Cornell: Making a Decorative Aviary Box

See This Resource Used In  
Schools...





