

Making a Monogram

By Paula Briggs

When children make artwork it's all too easy for them to forget to put their names on the back, and for the artwork to go unclaimed at the end of the term. This resource shares an hour long session in which children aged 7, 8 and 9 years were introduced to the idea of an artist's monogram. Children worked with their own initials and/or interests to design their own monogram, which then they turned into a stamp so that they can add stamp their artwork during the term. Children loved the idea and made some superb, graphic monograms.



Making an Artist's Monogram



Making Monograms

Getting Started

	Please log in here to access full content.	
Username		<input type="text"/>
Password		<input type="password"/>
	<input type="button" value="Login"/>	<input checked="" type="checkbox"/> Remember me
	Forgot Password	

To access all content, I would like to join as...

An Individual



Creative practitioners, educators, teachers, parents, learners...

[From £3.50](#)

An Organisation...



Schools, Colleges, Arts Organisations: Single and Multi-Users
From £42

AccessArt is a UK Charity and we believe everyone has the right to be creative. AccessArt provides inspiration to help us all reach our creative potential.

Ann Bridges – Poetry and Printmaking

You May Also Like...

Visual Arts Planning Collections:
Literacy



A Visual Poetry Zine with Monotype



session recording: Drawing and Poetry





Art for the Square with Susie Olczak for Futurecity

Walking Sketchbooks


3-D Visual Maps for Children

See This Resource Used In Schools...









You May Also Like...

Pathway: Typography and Maps



[This is featured in the 'Typography and Maps' pathway](#)


Talking Points: What is Typography?




Talking Points: Grayson Perrys 'Map of Days'



Talking Points: Hogwarts' Maps




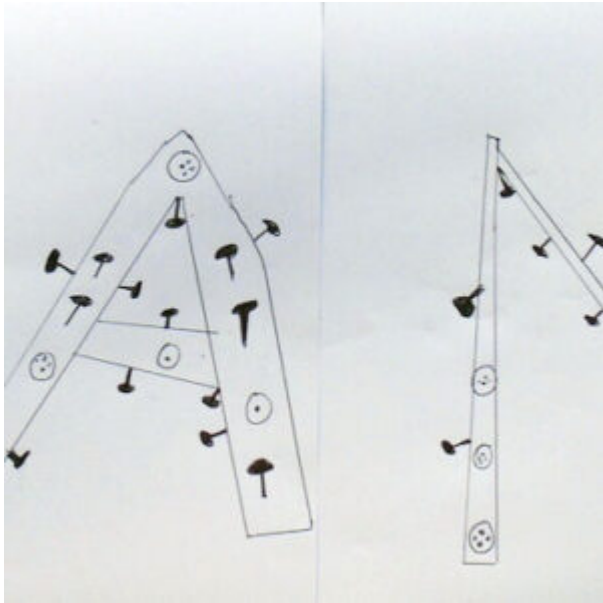
Talking Points: Paula Sher




Typography for Children

See the Resource Used in Schools...







Talking Points: Louise Fili



Casting a Negative Space in Plaster with Sculptor Rachel Wooller

Relief Printing and Plaster Casting with Ursula Kelly

Teenagers Work on an Art Project for the Community

Teenagers work to a brief to create Two Mannequins for 'Friends at Mitcham's Corner' Project.

In-Depth Drawing Experience for Teenagers by Betsy Dadd

VIVID Young Creatives: Hannah Webb and Anne Struebel at Witchford Village College

Inspired by Miro – Collage, Automatic Drawing, & Sculpture

You May Also Like...

Visual Arts Planning Collections:
Cardboard and paper



CARDBOARD ENGINEERING CHALLENGE



AN INTRODUCTION TO SCULPTURE



**Anne Harild at Chesterton
Community College, Cambridge**

**Year 4 Sculpture Project
(ages 8 and 9)**

Woodland Exploration by

Caroline Wendling & Deborah Wilenski

VIVID Young Creatives: Susie Olczak at Swavesey Village College, Cambs

Using a Folded Sketchbook to Get Drawing!

Improving Drawing Outcomes by Changing Paper

Join Accessart

Join AccessArt from only £3.50 per month and access all our resources wherever you live.

See Curriculum Guidance for Drawing: Resources



[Further Guidance to Support Drawing in Schools](#)

More Drawing Projects



[Find more drawing exercises and projects for primary-aged children in this beautiful book by Paula Briggs.](#)

Why use Warm Up Drawing Exercises?

Post Office by Rosalie Schweiker: An Interactive Community Art Project