

Drawings with Mass: Potatoes, Playmobil and Henry Moore

Inspired by drawings by Henry Moore – making weighty drawings with ink, wax and graphite

Drawing with Wire like Calder, and Backwards Forwards Sketching

Drawing with wire can be tricky – this workshop uses a warm-up exercise to help you see the important lines. Suitable for children and adults.

Drawing Toys Inspired by Gwen John's Cats!

Taking inspiration from the cats sketched by Gwen John, we worked with 6 to 10 year olds to use graphite, charcoal and wash to sketch toys.

Drawing Faces: Introducing Chalk and Compressed Charcoal

Create a pile of portrait studies and experiment with working quickly and rhythmically with chalk and compressed charcoal.


[Full AccessArt Members Only](#)

Drawing Minibeasts – using a continuous line, graphite and oil pastel

Drawing mini beasts using pen, graphite and oil pastel. Simple and effective drawing approaches for all ages. [Full AccessArt Members Only](#)

Making Drawings Move

See This Resource Used In Schools...







You May Also Like...

Pathway: Making Animated Drawings



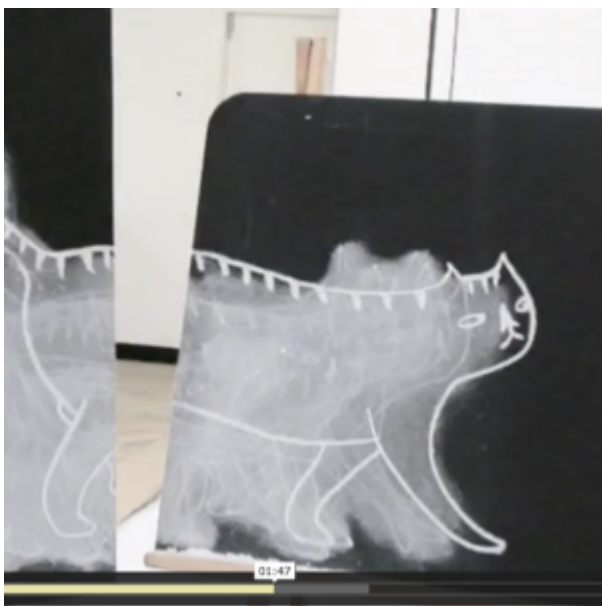
[This is featured in the 'Making Animated Drawings' pathway](#)

Talking Points: Lauren child



[See how author and illustrator of Charlie and Lola creates characters](#)

Talking points: Making drawings move



[Explore the different ways drawings can move](#)

Talking Points: Lotte reiniger



[See how paper cut puppets were used to make the first animations](#)

Talking Points: paper cut puppets



[Explore Holly Summerson's showreel](#)

Drawing Feathers: Perfect for Mark Making

How to Draw Feathers inspired by John Ruskin's Peacock Feather. Beautiful sketches resulting from an appropriate warm-up exercise and combinations of drawing materials. Suitable for all ages.

Drawing Storyboards with Children

Story Boards are a great opportunity to developing both drawing skills, and visual story telling skills and kids love them! [Full AccessArt Members Only](#)

Making Sketchbooks: An Introduction

Making sketchbooks is an excellent way to introduce your group (adults and children) to using a sketchbook. This post describes a variety of simple ways to make your own sketchbooks all of which can help nurture ownership of learning. Highly recommended by teachers across all key stages.

Sketchbook Activities, Behaviours & Skills

Overview of the kinds of activities which might be encouraged in sketchbooks.

Making a Shy Drawing – Drawing Exercises for Beginners

Find out what a “shy drawing” is and how it can help you focus. These exercises and suggestions provide a focus which enables pupils and teachers to explore different aspects of making a drawing, including sound, action and intention. [Full AccessArt Members Only](#)

Drawing Speed

Sketchbook Exercise Ideas: Starting with Magazine Imagery

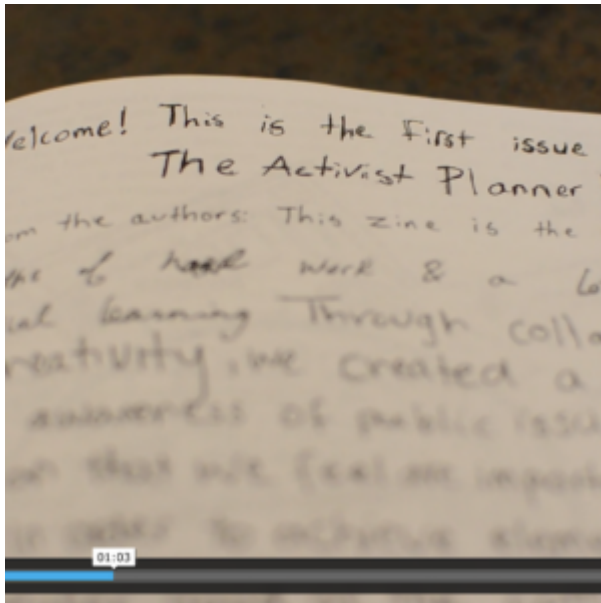
You Might Also Like...

Pathway: Print & Activism



[This is featured in the 'Print & Activism' pathway](#)

Talking Points: What is a Zine?



Displaying Sketchbooks

Helpful advice about how teachers/schools/education rooms can display sketchbooks and embrace their unique qualities.

Sketchbook Teaching Tips

Tips and advice relating to best teaching practice when using sketchbooks in schools

Jonathan Ford – Sculptor's Sketchbooks

Jonathan Ford shares his sketchbook pages. See from initial sketchbook pages to finished sculpture.

Felix Liebig – Sketchbook of an Architect

Debbie Greenaway – Examples of artists sketchbooks

Artist Debbie Greenaway shares some of her sketchbook pages and inspires us with the processes which help her find inspiration all around.

Rob Gill – Illustrators Sketchbooks

Gemma Longbottom – Animators Sketchbook

Animator Gemma Longbottom shares her sketchbook.