

Working on Black Paper

By [Jan Miller](#)

In this post, Jan talks through a range of painting projects using black paper as a starting point. Beginning with still life plates of fish, the ideas move across age groups and subject matter, providing lots of inspiration for having fun and moving away from white paper.



Introduction

There is a tendency to work on white paper in the classroom. We use white paper sketchbooks for much of our lesson starters and observation drawing so recently, we have been trying final pieces on coloured paper. We have used subtle coloured sugar papers and rich tones of mineral paper, but I've found the darker colours, particularly black, have been most popular. The effect of this black paper is that the colours appear bright and bold. The gaps are not a problem and they do not

have to be filled. Adding texture such as sgraffito is very effective as the black shows well from underneath. Printing with textures creates a bold effect and colourful collage paper works well also.

We have painted on black with several classes recently and all have been successful. This project used Picasso's ceramics of his fish on a plate as our inspiration. The approach to learning and painting was joyful and playful.

	Please log in here to access full content.	
Username	<input type="text"/>	
Password	<input type="password"/>	
	<input type="button" value="Login"/>	<input checked="" type="checkbox"/> Remember me
	Forgot Password	

To access all content, I would like to join as...

An Individual



Creative practitioners, educators, teachers, parents, learners...

From £3.50

An Organisation...



Schools, Colleges, Arts Organisations: Single and Multi-Users
From £42

AccessArt is a UK Charity and we believe everyone has the right to be creative. AccessArt provides inspiration to help us all reach our creative potential.

You Might Also Like...

Drawing Spirals



Thinking Silhouettes



Painting with Poster Paint



Coat-hanger Shells

You Might Also Like...

Drawing and Making Flowers



Painted and Sculptural Plant Pots



Drawing Insects with Wire



Hew Locke Inspired Boats

See This Resource Used In Schools...





You Might Also Like...

Making a Treehouse



Dropped Cone Sculptures



What is Sculpture?



Deconstructing to Help You See

You May Also Like

ten minutes, five times a week



the drawing journey




all drawing resources




Recycled Baubles by Scarlett Rebecca

You May Also Like

making a puzzle purse



Turkish map fold



adapting accessart: 2d to 3d



Introduction to Ink

You May Also Like


Graphic inky still life



See Three Shapes



see all ink resources



Artist Studio Series: Saya

McNairn-Yanagi

Artist Studio Series: Sherrie Leigh Jones

Artist Studio Series: Alej Ez

T-Shirt Paintings

DALER 
ROWNEY



You May Also Like...

Transforming Objects



Autumn Floor Textiles



Collecting, Arranging, Drawing



Printing with String

DALER 
ROWNEY




You May Also Like...

Repeat Pattern Printing Roller



Modroc Plasterboard



Imaginary Landscapes

DALER 
ROWNEY



**See This Resource Used In
Schools...**



You May Also Like

Lets start with collage



Insect hotels



**Collecting,
Drawing**

Arranging,

**DALER 
ROWNEY**



You May Also Like...

Finding circles



Shells: Observational and imaginative drawing



Still Life Compositions



Modelling Monsters

You May Also Like

fruit and veg head



clay pens



articulated beasts



Recycled Baskets by Scarlett

Rebecca

You May Also Like


paper bowls



explore paper weaving



recycled baubles



**Introduction to Colour
Pencils**

**Artist Studio Series: Sara
Reeve**

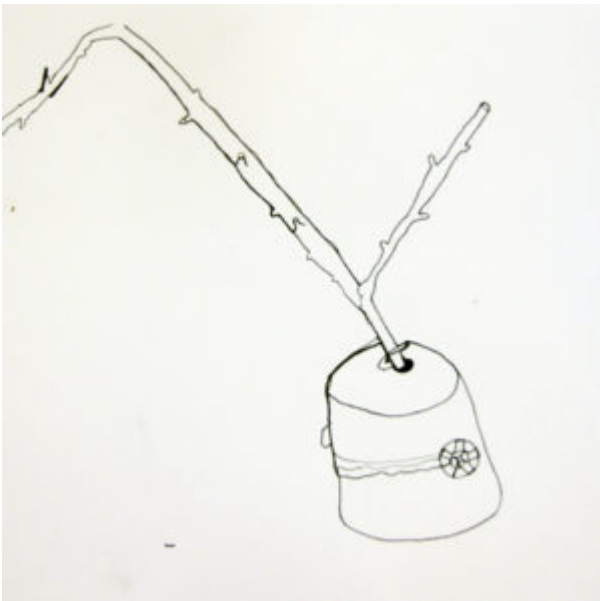
Insect Hotels

You May Also Like

patterns with nature



Continuous Line Drawings of sticks



Making a Mask from Sticks and Tissue Paper



Top Tips for Cardboard Creations

DALER 
ROWNEY



**See This Resource Used In
Schools...**





You May Also Like

Creating a book world



World in a matchbox



Insect hotels



Pedagogy in 250 words: Making is hard



Prop Making for Toys



Artist **Studio**
Scarlett **Rebecca**

Series: