

# Let's Start With... Collage

Working with simple printed/magazine imagery provides a useful starting point for even the youngest of children to explore collage and to create artwork based upon simple starting points.

This activity starts by inviting children to choose images which appeal to them, learning to trust their instinct. They then use play to collage with their cut elements, before sticking them down and making a drawing or painting on the page, creating artwork which is imaginative and promotes discussion.

[Join](#) AccessArt to watch the full video.

---

	Please log in here to access full content.	
Username	<input type="text"/>	
Password	<input type="password"/>	
	<input type="button" value="Login"/>	<input type="checkbox"/> Remember me
	<a href="#">Forgot Password</a>	

To access all content, I would like to join as...

An Individual



Creative practitioners, educators, teachers, parents, learners...

From £3.50

**An Organisation...**



Schools, Colleges, Arts Organisations: Single and Multi-Users  
From £42

*AccessArt is a UK Charity and we believe everyone has the right to be creative. AccessArt provides inspiration to help us all reach our creative potential.*


---

**DALER**   
**ROWNEY**



**You May Also Like**

**imaginary landscapes**



---

# The Blood Bag Project

## What We Like About This Resource...

This project combines art and science in innovative and creative ways. It engages children with simple and more complex sewing skills, both hand and machine. The fact that a local artist collaborated on this project, bringing her own set of skills and experience is so valuable for any extended art project, and the children were able to connect with the sensitivity of the subject matter and to empathise with it's message.



# You May Also Like

## Autumn Floor Textiles



## Cloth, Paint, Print: Inspired by Natural Objects



## Making Painted & Sewn Landscapes



**which artists: merlin evans**



---

**Concertina Landscapes**

# See This Resource Used In Schools...



## You May Also Like

**Manipulating Forms in Landscape Painting**





## **Imaginary Landscape**



---

## **Digital Collage and Image Manipulation**


# You May Also Like...

## Pathway: Explore and Draw



## [Featured in the 'Explore and Draw' Pathway](#)

## Talking Points: Artists as Collectors and explorers



**insect hotels**



---

**Exploring Digital Animation**

---

**Taking Photos of 3D Artwork**

**You May Also Like...**

**Pathway: An Exploration of Coal Mining**




[This resource is features in the 'An Exploration of Coal Mining' pathway](#)

**Exploring Scale with Green Screen**



**painting on a screen**





---

**Which Artist: Leigh Bowser**

---

**Autumn Floor Textiles**



**DALER**   
**ROWNEY**

---

**Prop Making for Toys**

**DALER**   
**ROWNEY**



**You May Also Like...**

**Creating a book world**



## Pedagogy in 250 words: Making is hard



## World in a matchbox





## Top tips for cardboard creations



---

## Explorer's Books: Collecting Colour

**DALER**   
**ROWNEY**



**You May Also Like...**

**T-Shirt Paintings**



In this resource aimed at EYFS and SEND groups, learners will have the opportunity to design and wear their own T-shirt

## **Autumn Floor Textiles**



Use a variety of different materials on calico as well as use new techniques such as wax resist

## **Marbled Hole Punch sketchbooks**



Create simple and inexpensive sketchbook  
made up of old paper

---

**Collaging with Wax Crayon  
Rubbings**

**DALER**   
**ROWNEY**





## **You May Also Like...**


### **Transforming Objects**



### **Autumn Floor Textiles**



## **Imaginary landscapes**



---

**Repeat      Pattern      Printing**  
**Roller**

**DALER**   
**ROWNEY**



**You May Also Like...**

**Printing with string**



Explore 3 different methods of printing with string

**Modroc Plasterboard**



Mold modroc over found materials to create textured plasterboards

---



# **Exploring A Midsummer Night's Dream: Recounting the Story**

---

## **Exploring A Midsummer Night's Dream: Making Magic Spells**

---

## **Exploring A Midsummer Night's Dream: Creating a Forest Collage Part Two**

---

## **Exploring A Midsummer Night's Dream: Creating a Forest Collage Part One**

---

# Exploring A Midsummer Night's Dream: Costume Design for Bottom

See This Resource Used in Schools...

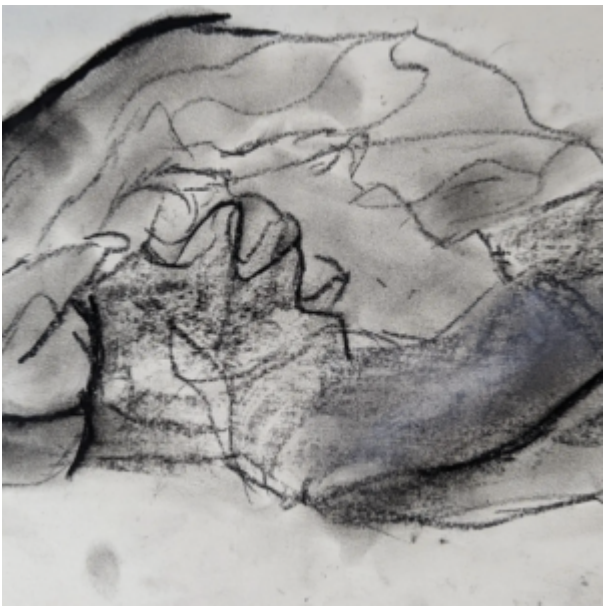





---

## **Exploring A Midsummer Night's Dream Through Art: Ancient Greek Dress Portraits**

**See This Resource Used In  
Schools...**







---

# Introduction to Chalk Pastels

---

## Collecting Colour in my Moodboard Book

### What We Like About This Resource...

*"It's really nice to see that although Rachel Parker works quite digitally, her process from the beginning is very tactile. Rachels books act as a really great source of inspiration, helping to break down the creative blocks that we all get from time to time. Having a sketchbook dedicated to colour means that as well as working with colours that you already love, you can test new colour palettes and see colours from a new perspective. I especially love how Rachel picks up on the different tones in colours by looking at the way light hits it in order build her colour palette around those supporting tones as well as big statement colours."* – Tobi, AccessArt



# You Might Also Like...

Which Artists: Rachel Parker



[Find out about Rachel's journey to becoming a pattern designer](#)

Make Repeat Patterns





A resource by Rachel Parker to help students build repeat patterns

**Exciting Colour**





[A collection of resources by Rachel Parker to help you build your own colour moodboard](#)