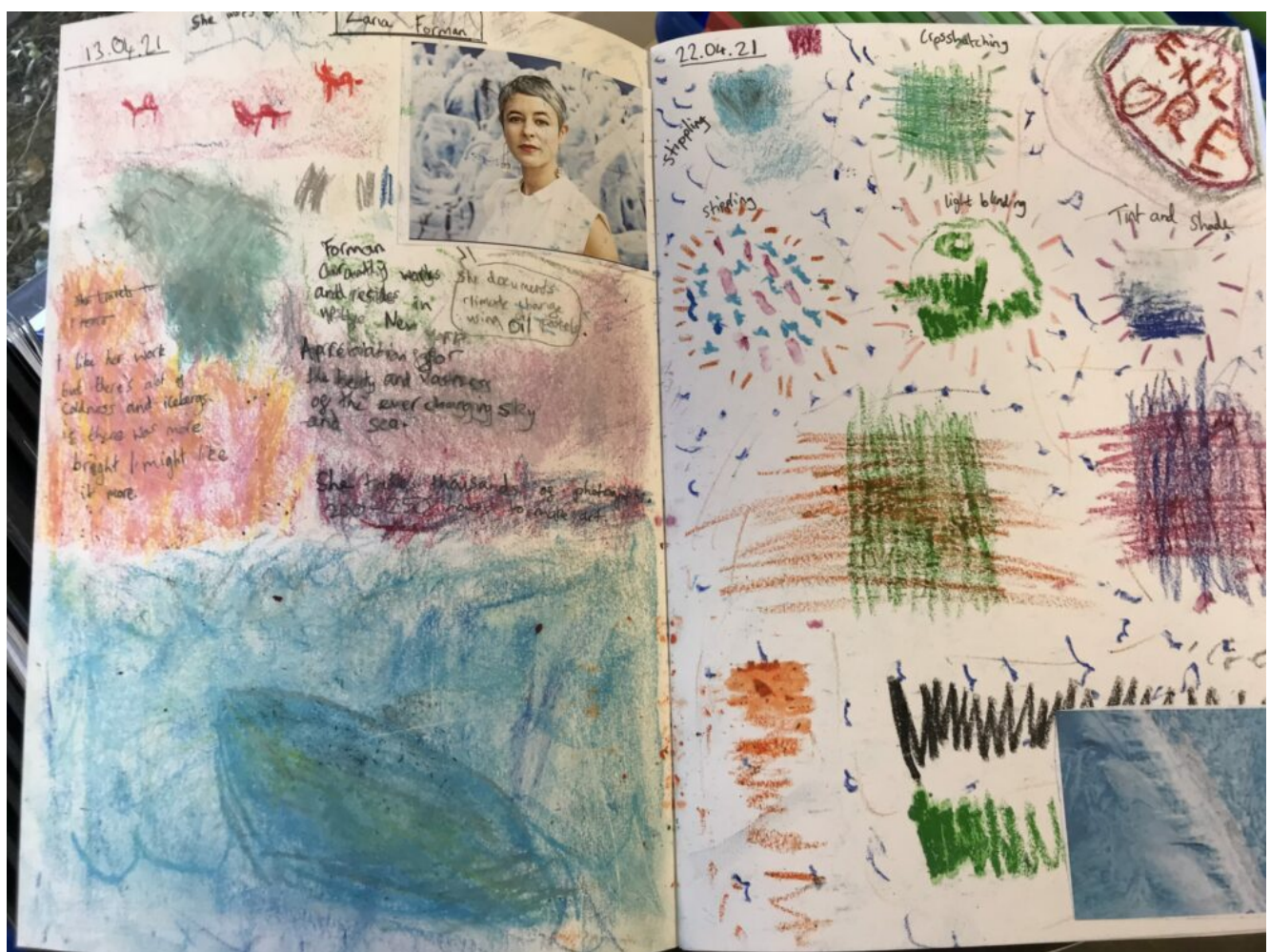


# Using Sketchbooks to Make Visual Notes

Sketchbooks are great places for pupils to make visual notes. Making visual notes can help to slow down looking and thinking, and give space for pupils to process information and make it their own. This can be really useful when you are exploring a particular topic or artist. Visual notes also provide a useful way for pupils to revisit / recap ideas later on in a project.



Making visual notes is a skill in itself and you need to give pupils time to practice new skills. This resource introduces you to the different ways of making visual notes; it's important to introduce children to as many options as possible so that they can find the ones which work best for them as individuals.

---

	Please log in here to access full content.	
Username	<input type="text"/>	
Password	<input type="password"/>	
	<input type="button" value="Login"/>	<input checked="" type="checkbox"/> Remember me
	<a href="#">Forgot Password</a>	

To access all content, I would like to join as...

An Individual



Creative practitioners, educators, teachers, parents, learners...

From £3.50

**An Organisation...**



Schools, Colleges, Arts Organisations: Single and Multi-Users  
**From £42**

*AccessArt is a UK Charity and we believe everyone has the right to be creative. AccessArt provides inspiration to help us all reach our creative potential.*

---

# See This Resource Used In Schools




















---

## Making a Treehouse

## You May Also Like...

Pathway: Stick Transformation project



[This is featured in the 'Stick Transformation Project' pathway](#)

**Talking Points: treehouses**



# Experimental Mark Making Tools

See This Resource Used In Schools...





## You May Also Like...

**Pathway: Expressive Painting**



**This is featured in the 'Expressive Painting' pathway**

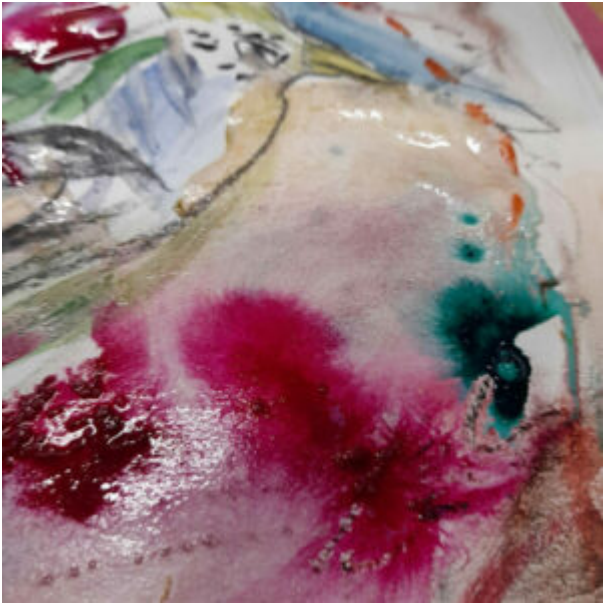
---

# Mixed Media Landscape Challenges

See This Resource Used In Schools...













## You May Also Like...

**Pathway: Mixed Media Land and city scapes**



[This is featured in the 'Mixed Media Land and City Scapes' pathway](#)

**Talking Points: Vanessa Gardiner**



## Talking Points: The Shoreditch Sketcher



## Talking Points: Kittie Jones




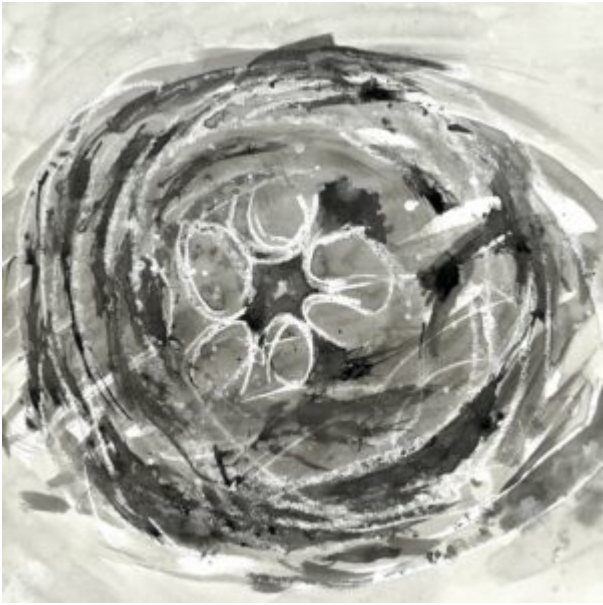
---

**Nests: With Dry and Wet Media**

**See This Resource Used In  
Schools...**












## **You May Also Like...**

**Pathway:        Sculpture,        Structure,  
Inventiveness & determination**



**This is featured in the 'Sculpture, Structure, Inventiveness & Determination' pathway**

**Talking Points: What can we learn from birds**



**Drawing source material: nests**



---

**Nests: Observational Ink  
Drawing**

**See This Resource Used In  
Schools...**




## You May Also Like...

**Pathway:      Sculpture,      Structure,  
Inventiveness & determination**



**This is featured in the 'Sculpture, Structure, Inventiveness & Determination' pathway**

**Talking Points: What can we learn from birds**



**Drawing source material: nests**



---

**Nests: Materials, Tools  
Testing and Sketchbooks**

**See This Resource Used In  
Schools...**




## You May Also Like...

**Pathway:      Sculpture,      Structure,  
Inventiveness & determination**



**This is featured in the 'Sculpture, Structure, Inventiveness & Determination' pathway**

**Talking Points: What can we learn from birds**



**Drawing source material: nests**



---

# **A Visual Poetry Zine with Monotype**

Use monoprint, paint and collage to create zines inspired by poetry.

---

## **Print Foam – Making Relief Prints: Incised & Additive**

**See This Resource Used In**

# Schools...





## You May Also Like...

**Pathway: Simple Printmaking**



[Featured in the 'Simple Printmaking' pathway](#)

---

# Dance and Drawing

---

## Expressive Painting & Colour Mixing

What We Like About This Post: “I love that this activity introduces students to colour mixing in a fun and interactive way, steering away from the more formal colour wheel and promoting a more intuitive way of colour mixing. The use of sketchbooks also gives students the opportunity to curate their work, nurturing the individuals creative decision making.” – Tobi, AccessArt

---

## Osakana

---

## Paint Your Corner Shop

## See This Resource Used in

# Schools...



# You May Also Like...

## Pathway: Festival Feasts



[This is featured in the 'Festival Feasts' pathway](#)

## Talking Points: Claes Oldenburg




## Talking Points: Nicole Dyer



## Talking Points: Lucia Hierro



## Drawing source material: Food



---

## **Making Sculptural Birds**

**See This Resource Used In  
Schools...**















**You May Also Like...**

**Pathway: Making Birds**



[Featured in the 'Making Birds' pathway](#)

**Talking Points: Inspired by Birds**




---

**Charcoal Cave**

**See This Resource Used In  
Schools...**





# You May Also Like...

**Pathway: Gestural Drawing with charcoal**



[This is featured in the 'Gestural Drawing with Charcoal' pathway](#)

**Talking points: Edgar degas**



## Talking Points: What is Chiaroscuro?



## Talking Points: Cave Art



## Session Recording: exploring Charcoal




---

## Trace Monotype

### You May Also Like...

**Pathway: Exploring the world though mono print**



[This is featured in the 'Exploring The World Through Mono print' pathway](#)

**Talking Points: Xgaoc'o Xare**



**Video enabled monoprint resources**



---

# **Light-field Monotype**

---

## **Light-field Monotype with Acrylic Paint**

---

## **Dark-Field Monotype: Masking**

---

## **Dark-field Monotype**