

Volcano Painting inspired by Frank Bowling

By [Kate Gorely](#)

Teacher and AccessArt contributor Kate Gorely recounts a project she ran with a year 4 class, where she explored innovative ways to explore colour and texture in painting, as well as giving the opportunity for the children to paint in large scale. The inspiration for the project was [Frank Bowling](#): a Guyana-born British artist and abstract expressionist painter who uses layers of colour and texture, including found objects, to create large canvases.

This project was carried out over 4 sessions, including a collaborative workshop with artist Rob Robertson to create a large canvas.



	Please log in here to access full content.
Username	<input type="text"/>
Password	<input type="password"/>
	<input type="button" value="Login"/> <input checked="" type="checkbox"/> Remember me
	Forgot Password

To access all content, I would like to join as...

An Individual



Creative practitioners, educators, teachers, parents, learners...

[From £3.50](#)

An Organisation...



Schools, Colleges, Arts Organisations: Single and Multi-Users
From £42

AccessArt is a UK Charity and we believe everyone has the right to be creative. AccessArt provides inspiration to help us all reach our creative potential.

**See This Resource Used In
Schools...**

















What We Like About This Resource...

“We love how this activity provides an opportunity to explore a well known Artist’s work, through focussing on their materials and techniques. The children looked at Frank Bowling’s work before creating their own individual responses that retained individual ownership – something we

advocate as part of a rich and balanced visual arts education. It was also great to see how a professional artist visited the school to further enhance the children's experience." – *Rachel, AccessArt*


You May Also Like...

Pathway: Cloth, thread, paint



[This is featured in the 'Cloth, Thread, Paint' pathway](#)


Talking Points: Frank Bowling



Talking Points: Hannah Rae



Talking Points: Alice Kettle



Which Artists: We are out of office

Animal Habitats: An Ecological Mural of Planet Earth

Vicki Ostensen visits her local Primary School to create a beautiful large scale mural of animals in their natural habitats.

Art Club Cafe

Use a range of making and modelling techniques to create a cafe, including modroc doughnuts and fabric pizzas!

Back – Painted Portraits

How to create portraits using an effective back painted technique. A great activity to explore less traditional portraiture methods that is suitable for a wide range of primary age groups.

Hands, Feet and Flowers

How to get creative by replacing paint brushes with our hands and feet to make large scale collaborative paintings.

Get Connected! Cardboard Robots with Movable Joints

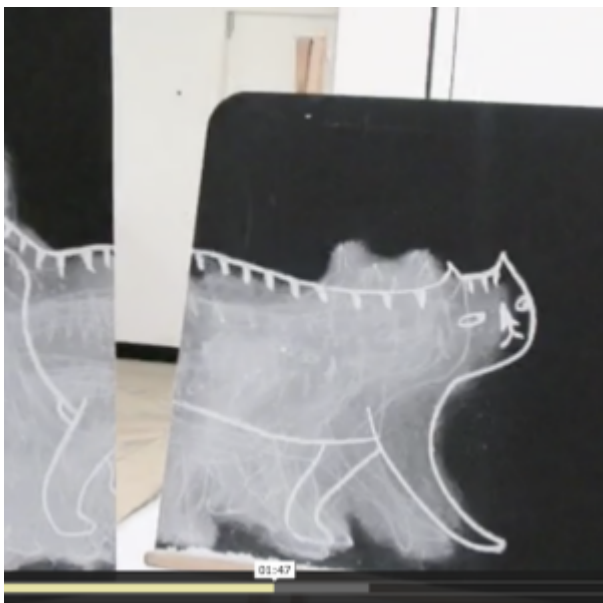
You May Also Like...

Pathway: Making Animated Drawings



[This is featured in the 'Making Animated Drawings' pathway](#)

Talking points: Making drawings move



Talking Points: paper cut puppets



Talking Points: Lauren child



Talking Points: Lotte reiniger



Be Inspired by Flowers in a Glass Vase by Jan Davidsz de Heem

This resource looks at 'Flowers in a Glass Vase' by the Dutch painter, Jan Davidsz de Heem (1606-1684), on permanent display at the Fitzwilliam Museum, Cambridge, and how it might inspire your own creative responses and experimentation with colour.

Galaxy Painting

Rainbows and Waves for Grey Days

Printed Houses

Inspired! Re-Creating Cupid and Psyche in Mixed Media by Year Fives at Linton Heights

Year Five teacher, Kirsty Webb, shares her pupils' Inspire journey and their response to the Renaissance painting of Cupid and Psyche by Jacopo Del Sellaio at the Fitzwilliam Museum, Cambridge and the benefits of having a full immersion into materials and working together as a class on a shared project.

Inspired! 'The Tree' by Year One and Two at Hauxton

Primary School

In this post, Pamela Stewart shares the submission by Hauxton Primary School, Cambridgeshire for Inspire: A Celebration of Children's Art in Response to Jacopo del Sellaio's Cupid and Psyche by Year One and Two pupils in 'Owl Class'.

It shares the pupils' Inspire journey and all that they learned in response to looking at the Renaissance painting at the Fitzwilliam Museum, Cambridge.

Unesco: Celebrating the Power of Making!

Inspired by Paula's recent rousing film, 'It's in Our Hands', artist Jan Miller pulled images together from her own teaching to illustrate the things the children in her classroom do with their hands

Children's Community Project

Cupid and Psyche: How a

Fifteenth-Century Renaissance Panel Became the Most Loved Painting in Cambridgeshire

Sheila Ceccarelli tells the story of how Cupid and Psyche, painted by Jacopo Del Sellaio, an Italian Renaissance artist, came to become the most loved painting in Cambridgeshire. Inspire is an exhibition of art made by primary school children and celebrates the creativity of our local schools. It champions the on-going importance of cultural learning and the visual arts for children and young people. A chance also to see Del Sellaio's Cupid and Psyche on display next to the children's work.

Bubble Drawings

Flying Minpin Birds

Roald Dahl's The Minpin Birds inspired Arbury school pupils to design and make their own birds for a tiny Minpin to ride upon. Alongside this project, the class drew their own maps of imaginary worlds and imagining themselves as Minpins.

Painted Clay

A resource inspired by the Japanese art of dorondongo, where mud and dirt are shaped and buffed into highly polished spheres.

Classical Inks