

Exploring Scale with Green Screen

By [Jean Edwards](#).

In this post university lecturer and digital art specialist Jean Edwards explains the process of using green screens to experiment with scale when making digital artwork.



Introduction:

It is now possible for us to use our day-to-day digital

devices to access many of the techniques we once thought were available only to filmmakers. Green screen is one of these. We can use green screen with children to allow them manipulate the scale and location of their art to allow it be made larger or smaller and shown in impossible spaces. As well as being exciting creatively for children, it can also give them a sense of how sculptors plan their sculptures for public locations.

	Please log in here to access full content.
Username	<input type="text"/>
Password	<input type="password"/>
	<input type="button" value="Login"/> <input checked="" type="checkbox"/> Remember me
	Forgot Password

To access all content, I would like to join as...

An Individual



Creative practitioners, educators, teachers, parents, learners...

[From £3.50](#)

An Organisation...




Schools, Colleges, Arts Organisations: Single and Multi-Users
From £42

AccessArt is a UK Charity and we believe everyone has the right to be creative. AccessArt provides inspiration to help us all reach our creative potential.

You Might Also Like...

Painting On Screen



Animation Software



Digital Collage and Image Manipulation


You May Also Like...

Pathway: Explore and Draw



[Featured in the 'Explore and Draw' Pathway](#)

Talking Points: Artists as Collectors and explorers



insect hotels



Taking Photos of 3D Artwork

You May Also Like...

Pathway: An Exploration of Coal Mining




[This resource is features in the 'An Exploration of Coal Mining' pathway](#)

Exploring Scale with Green Screen



painting on a screen



Still Life
Compositions: Inspired
by Cezanne

What We Like About This
Resource...

“This activity walks through a number of different processes and taps into multiple skills. This provides a rich exploratory project for children to fully immerse themselves in. Cezanne was the focus artist for this project, but other contemporary still life painters could be used as starter inspiration. We actually advocate showing the work of more than one artist as this builds knowledge of how approaches to painting, drawing etc differ. This also helps children move towards a personal response rather than creating a ‘copy’ of one particular artist’s work” – Rachel, AccessArt

You Might Also Like....

Pathway: Exploring Still Life



[This is featured in the 'Explore Still Life' pathway](#)

Talking Points: Paul Cezanne



talking points: Contemporary

still life



talking points: Flemish and Dutch Still Life Painters



Rosie Hurley: Esio Trot

What We Like About This Resource...

“Rosie highlights the importance of embracing a wide variety of interests and ways of working into our wider creative practice, resulting in wonderfully rich and very personal explorations and outcomes.

There are so many clues in this resource for teachers. Look out for how Rosie slows down her whole process into a series of interconnected stages, which weave in and out of each other. These include time for research (collecting and observing), analysing and revisiting, drawing, making and finally documenting.” *Paula, AccessArt*

You Might Also Like...

Pathway: Telling Stories through drawing and making



[This is featured in the 'Drawing Stories Through Drawing and Making' pathway](#)

Pathway: Set Design



This is featured in the 'Set Design' pathway

talking points: negative space by tiny inventions



Gabby Savage-Dickson: Felting & Embroidering Sets



Year 3 Roald Dahl & Quentin Blake Homework



Draw, Paint, Build, Make: Gallery

Project



Exploring Black & White Film Photography

AccessArt Young Artist Mitch shares his passion and process in analogue photography.

The Opposite of Light

Teenagers work with artist Melissa Pierce Murray on a range of explorations looking at light and contrasts. This workshop explores contemporary themes around placement, object and meaning.

Ten Top Tips to Take Superb Pictures on Your Camera Phone by Ruth Purdy

Lights | Camera |
Action | we all love

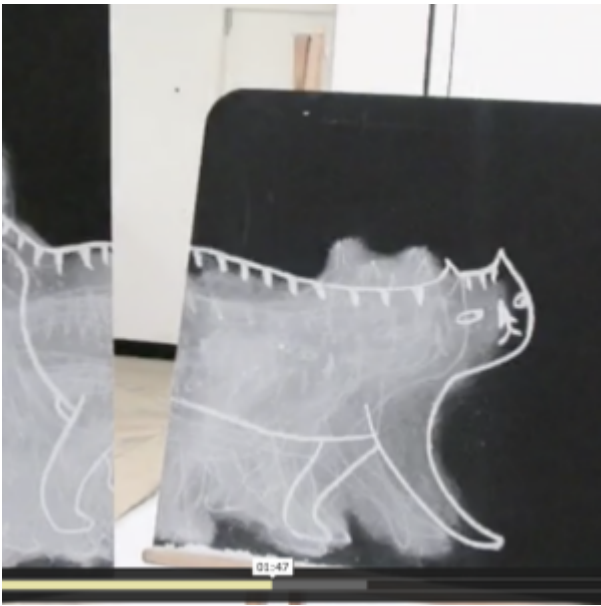
glow-in-the-dark tape!
By Sara Dudman

**Be Inspired by the
Photographs of
AccessArt Young Artist
Chloe Fox & Join in our
Photography Challenge**

**Year 3 & 4 Making Club:
Animating Articulated
Beasts**

You May Also Like...

Talking points: Making drawings move



Talking Points: paper cut puppets



Talking Points: Lauren child



Talking Points: Lotte reiniger



A Model Studio by Susie Olczak

A Model Studio by Susie Olczak: Teenagers explore skills that would be useful in a real life creative working environment

Constructed Space by Anne Harild

Self Portraiture Photography by Anna Linch