

Tiny Art Schools: The Children's Art School

By [Chloe Williams](#).

AccessArt is creating a body of work to explore, celebrate and promote the notion of "[Tiny Art Schools](#)" across the UK. Tapping into existing practice and innovation, we'll be sharing how artist educators are working with their audiences, using community centres, village halls, and private studio spaces as art education labs, and building creative and economic communities of all sizes. In this series of case studies, we'll be showcasing a range of Tiny Art Schools, their different approaches, and what they offer the communities they're in.

The Children's Art School

Chloe Williams is CEO and founder of [The Children's Art School](#) (TCAS), a charitable organisation promoting the value of art education for children and young people. Through her school, she is committed to offering extraordinary, hands-on, creative opportunities to children and young people aged 2-18 across West Yorkshire.



	Please log in here to access full content.	
Username		<input type="text"/>
Password		<input type="password"/>
	<input type="button" value="Login"/> <input checked="" type="checkbox"/> Remember me	
	Forgot Password	

To access all content, I would like to join as...

An Individual



Creative practitioners, educators, teachers, parents, learners...

From £3.50

An Organisation...



Schools, Colleges, Arts Organisations: Single and Multi-Users
From £42

AccessArt is a UK Charity and we believe everyone has the right to be creative. AccessArt provides inspiration to help us all reach our creative potential.

You May Also Like...

The AccessArt Tiny Art School Movement



Artist Educator Map



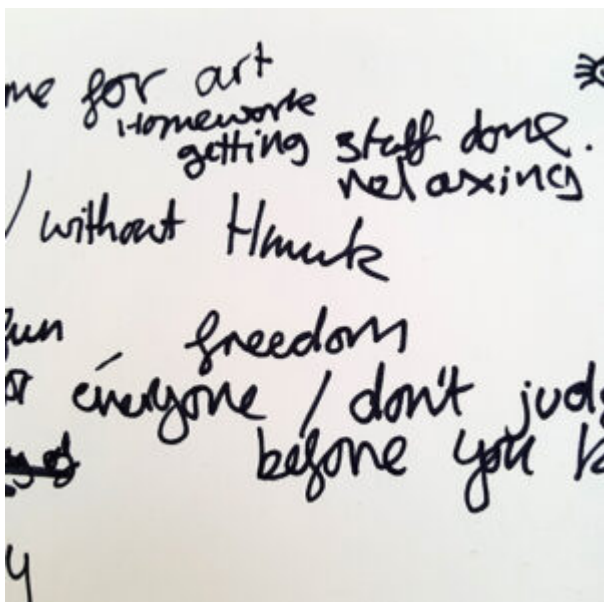
Art School Ilkley Case Study



Talking Heads

You May Also Like...

find your messages



Portrait Club



Adapting AccessArt: Faces and Stories



Exploring Macbeth Through Art: Macbeth Portraits



Why Use Drama in an Art Lesson?

Drama Activity: An Art Conversation

Drama Activity: Hot-seating a

Character

**Drama Activity: Spontaneous
Role Play**

**Drama Activity: Freeze Frame
and Thought-tapping**

**Our Creative Community:
Inspired by Samantha Bryan
Part One**

Our Creative Community:

Inspired by Samantha Bryan

Part Two

Exploring Macbeth Through Art: Witch's Capes

Remembrance Day Peg Soldiers

What We Like About This Resource...

"It's great to see a different approach to thinking about remembrance day. These peg soldiers are a refreshing alternative to artwork inspired by poppies. The processes involved encourage children to focus on fine motor skills: wrapping embroidery thread around the peg and creating small detailed clothes and helmets. These dolls look particularly effective when standing as a collection and would make a poignant alternative to a standard display board" – Rachel, AccessArt

See This Resource Used In Schools...




You Might Also Like...



An Exploration of Paul Nash



For Remembrance Day



World War 1 Mail Art

Which Artists: Nathan Ward

Which Artists: Toby Pritchard

What We Like About This Resource...

"It's a really positive thing for an artist to

share the concept of the creative journey. At AccessArt we believe journeys are pretty important and we are pleased to show this in action through Toby Pritchard's post. We particularly like the anthropomorphic element, and how this really brings life to Toby's work." – *Rachel, AccessArt*

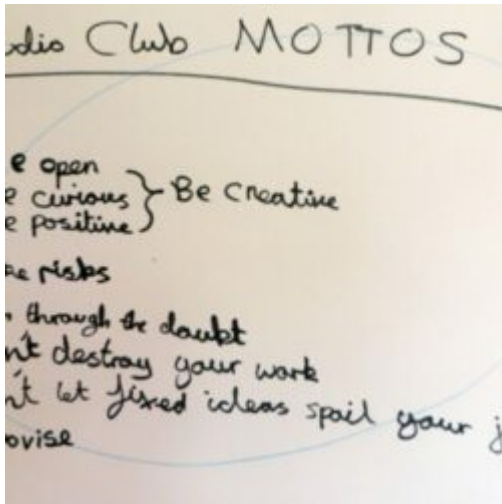
You May Also Like...



[Anthropomorphic Animal Paintings](#)



[Exploring Animation](#)



Teaching for the Journey not the Outcome

Gabby Savage-Dickson: Felting & Embroidering Sets


What We Like About This Resource...

"It's really interesting to see how Gabby works across the different disciplines of textiles and illustration in her work, and you can see how the principles of each are present in these beautifully made felt sets. We enjoyed learning how she went between planning and making – showing that the process of creating isn't completely linear, and that the journey of idea creation can

happen through sketching ideas, but also through making itself” – *Andrea, AccessArt*

You Might Also Like...

Pathway: Set Design



[This is featured in the 'Set Design' pathway](#)

talking points: negative space by tiny inventions



[Explore the work of animation directors Max Porter and Ru Kuwahata.](#)


Making Mini Food



Stitched Homes



Mini World Light Boxes



Rosie Hurley: Esio Trot

What We Like About This Resource...

“Rosie highlights the importance of embracing a wide variety of interests and ways of working into our wider creative practice, resulting in wonderfully rich and very personal explorations and outcomes.

There are so many clues in this resource for teachers. Look out for how Rosie slows down her whole process into a series of interconnected stages, which weave in and out of each other. These include time for research (collecting and observing), analysing and revisiting, drawing, making and finally documenting.” *Paula, AccessArt*

You Might Also like...

Pathway: Telling Stories through drawing and making



This is featured in the 'Drawing Stories Through Drawing and Making' pathway

Pathway: Set Design



This is featured in the 'Set Design' pathway

talking points: negative space by tiny inventions



Gabby Savage-Dickson: Felting & Embroidering Sets



Year 3 Roald Dahl & Quentin Blake Homework



Draw, Paint, Build, Make: Gallery Project



Movement Maps

Shadow Puppet Making and Performance

How Middle Eastern architecture was the inspiration behind a shadow puppet show for a year 4 class. A great opportunity for children to learn the technical aspects of making puppets, but also using narrative and story to create a performance.

Shakespearean Sock Puppets

How to make textile and wood sock puppets using Shakespeare's Macbeth as inspiration.

Unesco: Celebrating the Power of Making!

Inspired by Paula's recent rousing film, 'It's in Our Hands', artist Jan Miller pulled images together from her own teaching to illustrate the things the children in her classroom do with their hands

Abstract Face – Relief Sculptures

In this construction and painting resource, students make an abstract face, relief sculpture from cardboard, adding colour, texture and metal findings. This resource was inspired by the work of Kimmy Cantrell, a self-taught contemporary artist who uses asymmetry to question long-established views around beauty.