

# Making Papier-Mache Marionette Puppets Inspired by Characters in a Historical Painting

Year three children make marionette puppets to tell the story illustrated in of “Penelope with the Suitors” by Pintoricchio in 1509 with their teacher Jan Miller.

---

## Pop-Up Puppets Inspired by a Historical Painting

Year three children design and make pop-up puppets inspired by the story in the painting “Penelope with the Suitors,” by Pintoricchio (1509), working with their teacher Jan Miller.

---

## Dancing Bones

Inspired by real anatomical drawings of human, ape, cat, lion, horse and dog skeletons, teenagers build ‘life size’ and ‘oversize’ collages of ‘dancing skeletons’ – This workshop was led by artist Melissa Pierce Murray

---

# **Making Finger Puppets**

AccessArt and Mencap have got three great ways for you to make finger puppets depending on your time or level of expertise. Starting with a simple print, colour, cut and stick and moving on to a full blown sculptural version, we hope you are inspired to make some puppets and possibly put on a show!

---

# **Making Paper Masks for Carnival and Mardi Gras**

Making a Carnival Mask with the help of an AccessArt Template.

---

# **Rio 2016! – Sporty / Sunbathing Dolls**


Inspired by Rio 2016, the AccessArt Friday Club made dolls from modroc and wire, exploring costumes and personality!

---

# Shadow Puppets and Whiteboards

## You May Also Like...

Pathway: Shadow Puppets




[This is featured in the 'Shadow Puppets' pathway](#)

Talking Points: Cut Outs





## **Session Recording: Making Shadow Puppets**



---

**The Lion, the Witch and the  
Wardrobe by Kaz Trinder**

---

## **Year 3 & 4 Making Club: Animal Parade – Week Three**

This was the third and final session in a series of 'Animal Parade' workshops for children at Making Club at Milton Road Primary School where children painted their finished masks

---

## **Year 3 & 4 Making Club: Animal Parade – Week Two**

This was the second session in a series of three 'Animal Parade' workshops, where children at Making Club at Milton Road Primary School, made 3D animal masks.

After having chosen their animals and created unique designs based on their Carnival Mask Templates in week one, children now attempted to cut and staple their creations to make them three dimensional.

---

## **Year 3 & 4 Making Club: Animal Parade – Week One**

To use our Carnival Mask Template to create animal masks for an Animal Parade at the end of this half term.

---

# **Shipwrecked! A Shadow Puppet Play by Children Aged 10**

As the winter nights draw in and it was dark outside and cosy inside, Friday Club students, turn the summerhouse into a theatre and make a shadow puppet play.

---

## **Years 3 and 4 D&T and Making Club**

A collection of resources by Sheila Ceccarelli based on her Brilliant Makers Club for year three and four pupils at Milton Road Primary School, Cambridge. Children were encouraged to experiment, think and engineer creative solutions by working on simple projects, with individual and independently generated outcomes.

---

## **Teenagers Improvise a Shadow Puppet Play**

Enjoy following how the saga of a lion., a dog, a goat, a stegosaurus, and an 'animal fairy', told by Sophia and improvised by this creative 'Experimental Drawing' team

---

# Year 3 & 4 Making Club: Articulated Beasts

## You May Also Like...

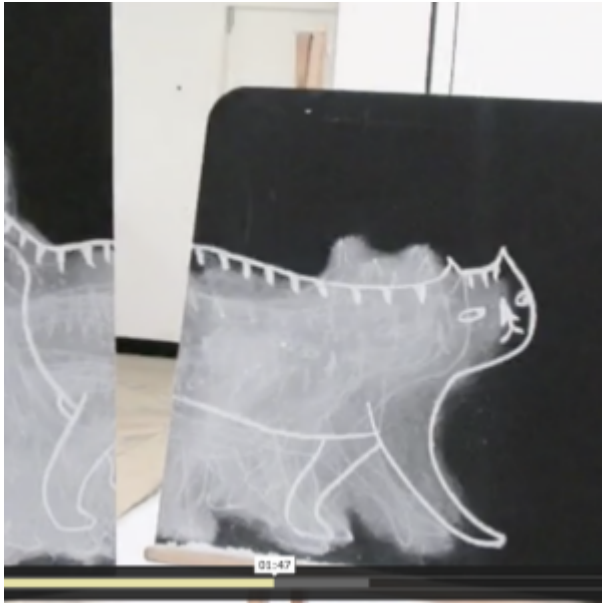
Pathway: Making Animated Drawings



[This is featured in the 'Making Animated Drawings' pathway](#)

Talking points: Making drawings move





**Talking Points: paper cut puppets**



**Talking Points: Lauren child**



**Talking Points: Lotte reiniger**



---

**Articulated and Animated  
Drawings by Teenagers at**

# AccessArt's Experimental Drawing Class

A simple project to teach how to make an articulated drawing with only very basic materials.

---

## Literacy Boost Project: James & the Giant Peach Garden by Cordelia Spalding

### You Might Also like...

Pathway: Telling Stories through drawing and making



[This is featured in the 'Drawing Stories Through Drawing and Making' pathway](#)

---

**Newspaper Heads by Sharon Gale**

---

**Bad Cat: Inspiration for Art Week**

**You May Also Like...**

**Visual Arts Planning Collections:  
Literacy**



**the making of rabbit, cactus, accident**



**Making Broadway Market**



---

# Set Design with Primary Aged Children

Beautifully illustrated resources shares how year 3, 4, 5 and 6 children at Bourn Primary Academy explored set design through drawing and making.