

# How to Cast – Simple, Two Piece Casting Using Clay & Plaster

**By Paula Briggs**

This resource describes a simple, step by step process to enable a plaster cast to be taken from a simple clay object. Even young children can explore this process, with opportunities to use clay, work with modroc, mix and pour plaster, and to discuss concepts such as negative/positive and mould/cast, as well of course as seeing the transformation of an object from one material to another, and the potential to create multiples.



The clay egg



The final plaster egg and its mould

Step One - Making the clay shape, and making a mould

---

	<b>Please log in here to access full content.</b>	
Username	<input type="text"/>	
Password	<input type="password"/>	
	<input type="button" value="Login"/>	<input checked="" type="checkbox"/> Remember me
	<a href="#">Forgot Password</a>	

To access all content, I would like to

join as...

## An Individual



Creative practitioners, educators, teachers, parents, learners...

From £3.50

## An Organisation...





Schools, Colleges, Arts Organisations: Single and Multi-Users  
From £42

*AccessArt is a UK Charity and we believe everyone has the right to be creative. AccessArt provides inspiration to help us all reach our creative potential.*

---

---

# Nest

# See This Resource Used in Schools...









## You May Also Like...

Pathway: Sculpture, Structure,  
Inventiveness & determination



This is featured in the 'Sculpture,  
Structure, Inventiveness & Determination'  
pathway



# Talking Points: What can we learn from birds



## Drawing source material: nests



---


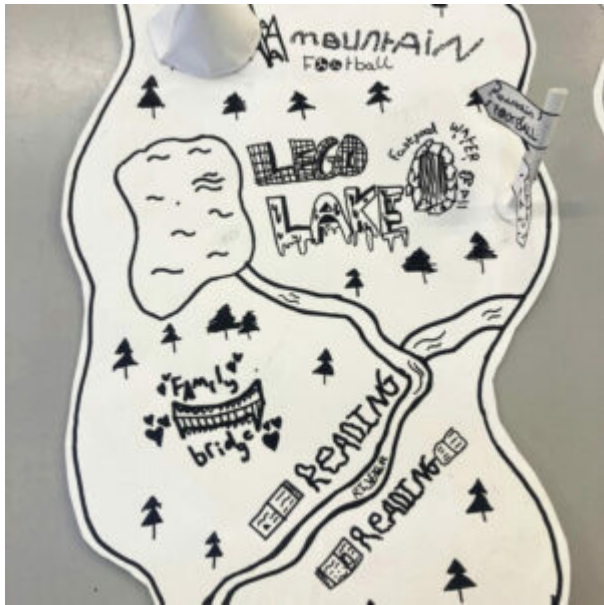
# Art for the Square with Susie Olczak for Futurecity


---

## 3-D Visual Maps for Children


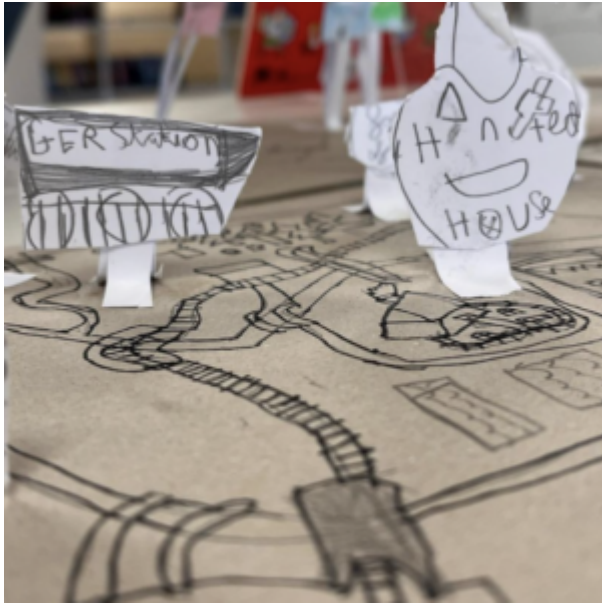
See the Resource Used in Schools...











## You May Also Like...

**Pathway: Typography and Maps**






## Talking Points: Chris Kenny



## Talking Points: Grayson Perry's 'Map of Days'



## Talking Points: Hogwarts' Maps



## Talking Points: Paula Sher





---

**Casting a Negative Space in Plaster with Sculptor Rachel Wooller**

---

**Relief Printing and Plaster Casting with Ursula Kelly**

---

# **Teenagers Work on an Art Project for the Community**

Teenagers work to a brief to create Two Mannequins for 'Friends at Mitcham's Corner' Project.

---

## **Anne Harild at Chesterton Community College, Cambridge**

---

## **Year 4 Sculpture Project (ages 8 and 9)**

---

## **Woodland Exploration by Caroline Wendling & Deborah Wilenski**

---

# **VIVID Young Creatives: Susie Olczak at Swavesey Village College, Cambs**

---

## **Post Office by Rosalie Schweiker: An Interactive Community Art Project**

---


## **Drawing with Wire: The Polymeric Approach by Julie de Bastion**

### **You May Also Like...**

**Visual Arts Planning Collections:  
Literacy**




## Accessart wire resources



drawing with wire





---

## **Sculptural Pots**

---

## **Thinking and Making**

---

## **Bad Cat: Inspiration for Art Week**

# You May Also Like...

Visual Arts Planning Collections:  
Literacy



the making of rabbit, cactus, accident



Making Broadway Market



---

# Painting on Plaster, Inspired by Vincent Van Gogh

Beautifully illustrated resource which introduces still life via an unusual combination of materials: plaster, oil pastel, graphite and linseed oil.

---

## How does the Sculpture Balance?

Construction-based sculpture project inspired by Ben Nicholson's paintings. Encourages children to take more risks by asking them to through their sculptures "off balance".

[Full AccessArt Members Only](#)

---

# Cardboard Sculptures

Staff at Ridgefield Primary School Cambridge explore an open-ended exploration of sculptural materials and techniques.

---

# Drawing and Making Flowers

Using drawing to inspire making sculptural flowers.