

Making a RollerCoaster by Julia Rigby

KS1 children use their imaginations and sense of fun to collaborate to create a model roller coaster with moving parts.

Priscilla the Puffin: Make a Simple Bird Mobile

Nicola McGovern was one of the artists who generously donated an artwork to the AccessArt Share-a-Bird Project. She sent a mobile of a puffin and included a template so that the children who received her bird could have fun making a whole flock of puffins.

Making and Drawing Birds

**creating decorative designs from birds:
markmaking, texture and pattern**




In the Company of Birds



nest



Rowan: Making a Clay Bird from a Mould



dragons and birds in eggs: hidden and revealed



**making birds! sculptural ideas for
primary schools**



**Sculptural Birds in Flight by Teenage
Makers**



rook: transforming materials



**Printing at Battyford Primary, Inspired
by Hester Cox**



‘Flock’ at Prospect House School, Inspired by Veronica Lindsay-Addy



book transformation: flock of birds



drawing birds with mixed media: creating effects with oil pastels, crayons and ink washes



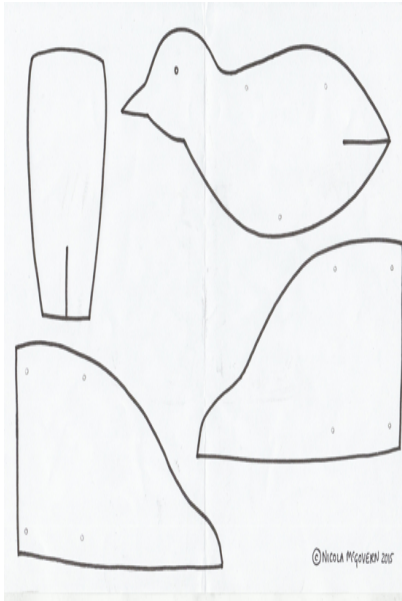
‘Dawn Chorus’ by Marcus Coates



Colourful Sculptural Birds by Pupils at Donhead Preparatory School



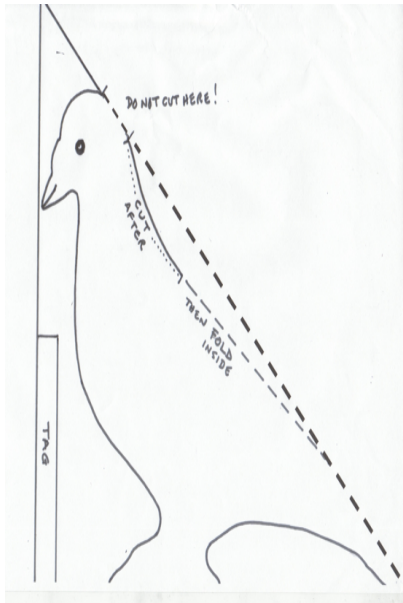
Priscilla the Puffin: Make a Simple Bird Mobile



How to Make a Simple Origami Bird by Melanie Johns



Paper Pidgeon Project



‘Birds in the Trees’ by Pupils at Battyeford Primary School



Brave Young Makers: Year Three Pupils at Ridgfield Primary Transform materials into Birds and Insects



making modroc sculpture



cantus articus (Concerto for birds and orchestra) Op.61: Images Inspired by Music



Perseverance, Determination and Inventiveness: Building Nests



Colourful Sculptural Birds by

Pupils at Donhead Preparatory School

See fabulous selection of birds by pupils from Donhead Preparatory School sent to AccessArt by Phillippa Dudgeon, Head of Art & DT.

Transformation Project: Cardboard and...

Artist Andrea Butler shows how to explore simple design and construction using cardboard and jewellery.

Making Sea Sculptures at Culford School, Suffolk

Artists Andrea Butler and Sheila Ceccarelli inspire year three pupils to invent their own sculptural sea creatures using simple wrapping and binding techniques with scrap store materials.

Making a Scarecrow Out of Moss

Inspired by Joseph Cornell: Making a Decorative Aviary Box

See This Resource Used In
Schools...







A Model Studio by Susie Olczak

A Model Studio by Susie Olczak: Teenagers explore skills that would be useful in a real life creative working environment

Rook – Transforming Materials

Here, artist Paula Briggs shares how she made a Rook for the AccessArt Share-a-Bird-Project

3D Drawing in a Frame

Manipulating Paper: Turning 2D into 3D

Andrea Butler and Paula Briggs show how to manipulate flat pieces of paper into three dimensional shapes.

Book Transformation: Flock of Birds

See This Resource Used In Schools...





You May Also Like...

Pathway: Making Birds



[This resource is featured in the 'Making Birds' pathway](#)

Visual Arts Planning Birds: Making &

Drawing



Plinth People: Sculptural Self Portraits

Join Paula Briggs and the AccessArt Art Club for ages 8, 9 and 10 to see how to make autobiographical sculptures.

Miniature Matchbox Museums by Anna Lynch

See how artist Anna Lynch gets children thinking about the purpose of museums and letting their imaginations run wild with a brief to design their own museum, complete with a collection.

Animal Sculpture and Collage with Students at Philip Southcote School, Surrey

Exploring 'identity' by interpreting the characteristics, habitats and personalities of animals through making sculpture and collage with scrap store materials.

Teenagers Make Small Sculptures: Exploring Felt- Making and Transforming Materials

Paper Sculptures: Dipping Objects in Paper Pulp

Inspired by Google Earth: Making

Making models inspired by images from Google Earth.

**Recording & Communicating
through Narrative with Degree
Level Contemporary Craft
Students by Vanessa Marr**