

Making a Ruler Drawing (of a Bag)

By [Paula Briggs](#)

This resource demonstrates how a ruler or straight edge can be used to make a drawing. In this example, we use this method to help us make drawings of bags, exploring their structure and detail through straight line mark-making. The video is suitable for ages 10 and upwards.

	Please log in here to access full content.	
Username	<input type="text"/>	
Password	<input type="password"/>	
	<input type="button" value="Login"/>	<input checked="" type="checkbox"/> Remember me
	Forgot Password	

To access all content, I would like to join as...

An Individual



Creative practitioners, educators, teachers, parents, learners...

From £3.50

An Organisation...



Schools, Colleges, Arts Organisations: Single and Multi-Users
From £42

AccessArt is a UK Charity and we believe everyone has the right to be creative. AccessArt provides inspiration to help us all reach our creative potential.

What is a Sketchbook?

Making a Cardboard Sketchbook

Giant Jewellery: Multimedia Response to Yayoi Kusama

Playing With Perspective

You May Also Like...

Other Resources by Joe Gamble



Adapting AccessArt: Colour and Composition




Thoughtful Mark making



What I Ate in a Day

You May Also Like

Drawing Prompt Cards



Watercolour Washes Inspired by the Tapestries of Henry Moore



Paint Your corner Shop



Drawing from Life with Lance Richardson: 3 Sketchbook Exercises

You May Also Like

Drawing From Life: How Artists Use Sketchbooks



The Sketchbook Journey



Video enabled resources: Sketchbooks



Drawing From Life: How Artists Use Sketchbooks

You May Also Like

**Drawing from Life with Lance Richardson:
3 Sketchbook Exercises**



The Sketchbook Journey



Video enabled resources: Sketchbooks



Changing Colour

You Might Also Like...

EXPRESSIVE PAINTING AND COLOUR MIXING



Walking and Drawing




Hedgerow Art



Manipulating Forms in

Landscape Painting

See How This Resource Is Used
in Schools...





You Might Also Like...

Landscape Painting: Plein Air Painting



Working With and In the Landscape



Painting The Storm



Key Differences Between Sketchbooks and Exercise Books

You May Also Like

Sketchbook pedagogy



visual arts pedagogy



**Explorer's Books: Collecting
Colour**

DALER 
ROWNEY



You May Also Like...

T-Shirt Paintings



In this resource aimed at EYFS and SEND groups, learners will have the opportunity to design and wear their own T-shirt

Autumn Floor Textiles



Use a variety of different materials on calico as well as use new techniques such as wax resist

Marbled Hole Punch sketchbooks



Create simple and inexpensive sketchbook
made up of old paper

**Exploring A Midsummer Night's
Dream: Recounting the Story**

**Exploring A Midsummer Night's
Dream: Making Magic Spells**

**Exploring A Midsummer Night's
Dream: Creating a Forest
Collage Part Two**

**Exploring A Midsummer Night's
Dream: Creating a Forest
Collage Part One**

**Exploring A Midsummer Night's
Dream: Costume Design for
Bottom**

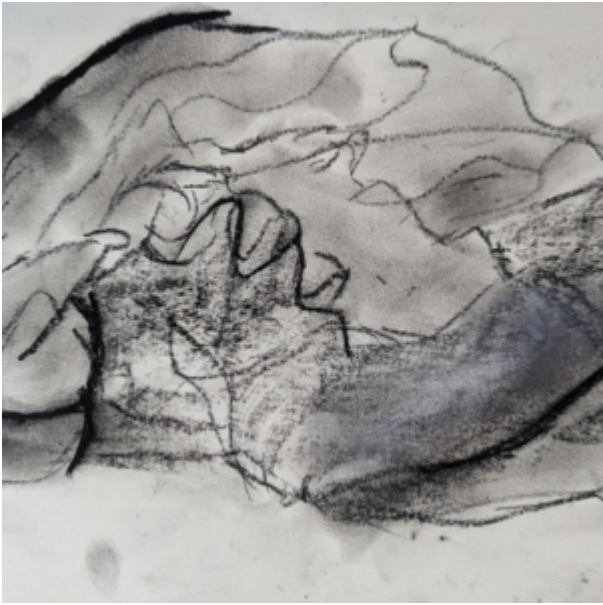
**See This Resource Used in
Schools...**



Exploring A Midsummer Night's Dream Through Art: Ancient Greek Dress Portraits

See This Resource Used In Schools...







Session Recording: Exploring Line Weight

Exploring Macbeth Through Art: Storyboards