

# What is a Sketchbook?

In this resource, we break down the key characteristics of what makes a sketchbook, who it belongs to, the benefits of keeping one and starting points for the kinds of exploration that can take place in a sketchbook.

The animation below is a great way to introduce learners to sketchbooks and open up their understanding as they begin developing their own sketchbook practice. This resource is perfect for ages 10 and upwards.

[Please log in](#) below as a member to access the video.



	<b>Please log in here to access full content.</b>	
Username		<input type="text"/>
Password		<input type="password"/>
	<input type="button" value="Login"/>	<input checked="" type="checkbox"/> Remember me
	<a href="#">Forgot Password</a>	

**To access all content, I would like to join as...**

**An Individual**



**Creative practitioners, educators, teachers, parents, learners...**

**From £3.50**

## An Organisation...



Schools, Colleges, Arts Organisations: Single and Multi-Users  
From £42

***AccessArt is a UK Charity and we believe everyone has the right to be creative. AccessArt provides inspiration to help us all reach our creative potential.***

---

---

# Drawing from Life with Lance Richardson: 3 Sketchbook Exercises

## You May Also Like

Drawing From Life: How Artists Use Sketchbooks



The Sketchbook Journey



**Video enabled resources: Sketchbooks**



---

**Drawing From Life: How Artists Use Sketchbooks**

# You May Also Like

## Drawing from Life with Lance Richardson: 3 Sketchbook Exercises



## The Sketchbook Journey



## Video enabled resources: Sketchbooks



---

# **Key Differences Between Sketchbooks and Exercise Books**

**You May Also Like**

**Sketchbook pedagogy**



**visual arts pedagogy**



---

**Scaffolding Projects**

---



# Personalising a Sketchbook with Mark Making and Collage

---

## Using a Found Book for a Sketchbook

---

## Raising Aspirations

## You May Also Like...

### Assessment & Progression



---

# **Raising the Profile of the Art Department**

---

## **Being an Artist Teacher**

---

## **Inspire 2020: Teachers**

This post is based on CPD (Continued Professional Development) sessions in February and March 2019, hosted and delivered by the Fitzwilliam Museum, Cambridge in collaboration with AccessArt, for Cambridgeshire teachers participating in Inspire 2020 Project.

---

## **Drawing in the Dark: Developing a Visual Language**

---

# **Taking on the Inktober Challenge**

Artist Morag Thompson Merriman taking on the Inktober Challenge and generously shares her process with AccessArt.

---

## **Composite Still Life Studies in Candlelight**

---

## **Using Sketchbooks to Take Ownership of Ideas**


---

## **Mayan Tabletop Eraser Printing Project**

---

# Filling a Sketchbook: Sketchbook Exercises

What is a Canvas?




Making drawings which compete with the background

Making a Charcoal Animation




Inspired by the animations of William Kentridge

**Making Ruler Drawings**



Using 2 grades of pencil and only straight lines

**Drawing Brushes with Charcoal**



Using varied marks to capture the qualities of brushes

Many thanks to Pink Pig International for the sketchbooks



---

## Using Drawing to Get Closer to 18th Century Portraits at the Fitzwilliam Museum, Cambridge

This post shares how Paula Briggs and Sheila Ceccarelli from AccessArt and Kate Noble from the Fitzwilliam Museum, Cambridge, used drawing exercises to take a closer look at 18th Century portraits



---

# **Making Sketchbooks at the Fitzwilliam Museum, Cambridge**

This post shares how Paula Briggs and Sheila Ceccarelli from AccessArt and Kate Noble from the Fitzwilliam Museum, Cambridge, enabled teachers to make sketchbooks and explore them as a physical space to connect and collect ideas and observations from museum collections.

---

# **Using Sketchbooks, Drawing and Reflective Tools in the 20th Century Gallery at the Fitzwilliam Museum, Cambridge**

This post shares how Paula Briggs and Sheila Ceccarelli from AccessArt and Kate Noble from the Fitzwilliam Museum, Cambridge, enabled teachers to explore 20th Century paintings and sculpture, through using sketchbooks & drawing as tools for looking and remembering.