

Drawing from Life with Lance Richardson: 3 Sketchbook Exercises

By [Lance Richardson](#)

In the second of a growing collection of resources exploring drawing from life, artist Lance Richardson demonstrates three simple drawing techniques to help you get started in your sketchbook, from overcoming the fear of the white page to using drawing as a tool for exploring close-looking. These exercises are suitable across all ages and educational settings to help you or your learners get started in sketchbooks. Find the first video in the collection [here](#).

This resource is for [members only](#). Log in below to access the full video.

	Please log in here to access full content.	
Username	<input type="text"/>	
Password	<input type="password"/>	
	<input type="button" value="Login"/>	<input checked="" type="checkbox"/> Remember me
	Forgot Password	

To access all content, I would like to join as...

An Individual



Creative practitioners, educators, teachers, parents, learners...

From £3.50

An Organisation...



Schools, Colleges, Arts Organisations: Single and Multi-Users
From £42

AccessArt is a UK Charity and we believe everyone has the right to be creative. AccessArt provides inspiration to help us all reach our creative potential.

You May Also Like

Drawing From Life: How Artists Use Sketchbooks



The Sketchbook Journey



Video enabled resources: Sketchbooks



**Exploring A Midsummer Night's
Dream: Recounting the Story**

**Exploring A Midsummer Night's
Dream: Making Magic Spells**

Exploring A Midsummer Night's

Dream: Creating a Forest Collage Part Two

Session Recording: Exploring Line Weight

Exploring Macbeth Through Art: Storyboards

Session Recording: Exploring Charcoal

Session Recording: Finding

Marks Made by Artists

Using Sketchbooks to Make Visual Notes

See This Resource Used In Schools





















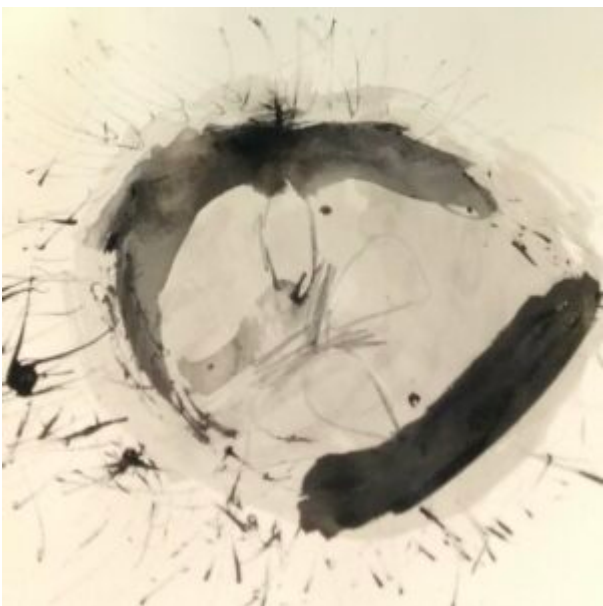

Nests: With Dry and Wet Media


See This Resource Used In

Schools...









You May Also Like...

Pathway: Sculpture, Structure,
Inventiveness & determination



[This is featured in the 'Sculpture, Structure, Inventiveness & Determination' pathway](#)

Talking Points: What can we learn from birds



Drawing source material: nests



**Nests: Observational Ink
Drawing**

See This Resource Used In Schools...



You May Also Like...

Pathway: Sculpture, Structure,
Inventiveness & determination



[This is featured in the 'Sculpture, Structure, Inventiveness & Determination' pathway](#)

Talking Points: What can we learn from birds



[Explore parallels between behaviour of birds and ourselves](#)

Drawing source material: nests



[A collection of imagery and sources which you can use to prompt drawing](#)

A Visual Poetry Zine with Monotype

Use monoprint, paint and collage to create zines inspired by poetry.

Dance and Drawing

Expressive Painting & Colour Mixing

What We Like About This Post: “I love that this activity introduces students to colour mixing in a fun and interactive way, steering away from the more formal colour wheel and promoting a more intuitive way of colour mixing. The use of sketchbooks also gives students the opportunity to curate their work, nurturing the individuals creative decision making.” – Tobi, AccessArt

Exploring, Associating & Connecting – a Sketchbook Exercise

Sketchbook Journey At Haslingfield Primary School

Movement Maps

Finding Marks Through Drawings Made by Artists

See This Resource Used In Schools





You May Also Like...

Pathway: Typography and Maps



[This is featured in the 'Typography and Maps' pathway](#)

Pathway: Cloth, thread, paint



[This is featured in the 'Cloth, Thread, Paint' pathway](#)

Session Recording: Finding Marks Made by

Artists



Finding Marks Through Drawings Made by Artists

By Paula Briggs

This resource shares a way to introduce learners to the diversity of mark making at their disposal when making drawings. By deconstructing drawings made by artists, we can begin to build our own vocabulary of marks, and start to make our own creative decisions about when to use a certain mark in a particular context, and understand how the marks we choose will affect the final drawings.



#Inspire

Inspired by our resources? media using #InspireBy @facebook and twitter @vrt Instagram & quote the url is Thank you!

FIND RESOURCES ABOUT...

Search

MEMBERSHIP

Register for

Join Access

Mark Making & Sound: Part Three

You May Also Like...

Mark Making & Sound: Part One



Mark Making & Sound: Part Two



Pathway: Music and art



[This is featured in the 'Music and Art' pathway](#)


Mark Making & Sound: Part Two

You May Also Like...

Mark Making & Sound: Part One



Mark Making & Sound: Part Three



Pathway: Music and art



This is featured in the 'Music and Art' pathway