

How I use my Sketchbook as an Illustrator, by Alice Bowsher

In the series '[How Artists Use Their Sketchbooks](#)', we are celebrating the different ways in which artists use their sketchbooks, spanning across a range of disciplines, to open up minds as to what a sketchbook is and can be, from the perspective of practicing artists.

In this video, illustrator [Alice Bowsher](#) shares with us how she uses sketchbooks in a professional capacity, to take notes, write timelines, and generate ideas, as well as also for her own personal practice, as a space to experiment.

[Log in below](#) as a member to watch the full video.

	Please log in here to access full content.	
Username	<input type="text"/>	
Password	<input type="password"/>	
	<input type="button" value="Login"/>	<input checked="" type="checkbox"/> Remember me
	Forgot Password	

To access all content, I would like to

join as...

An Individual



Creative practitioners, educators, teachers, parents, learners...

From £3.50

An Organisation...



Schools, Colleges, Arts Organisations: Single and Multi-Users
From £42

AccessArt is a UK Charity and we believe everyone has the right to be creative. AccessArt provides inspiration to help us all reach our creative potential.

What is a Sketchbook?

Giant Jewellery: Multimedia Response to Yayoi Kusama

Key Differences Between Sketchbooks and Exercise Books

You May Also Like

Sketchbook pedagogy



visual arts pedagogy



**Exploring A Midsummer Night's
Dream: Recounting the Story**

**Exploring A Midsummer Night's
Dream: Making Magic Spells**

Exploring A Midsummer Night's

Dream: Creating a Forest Collage Part Two

Exploring A Midsummer Night's Dream: Creating a Forest Collage Part One


Exploring A Midsummer Night's Dream: Costume Design for Bottom

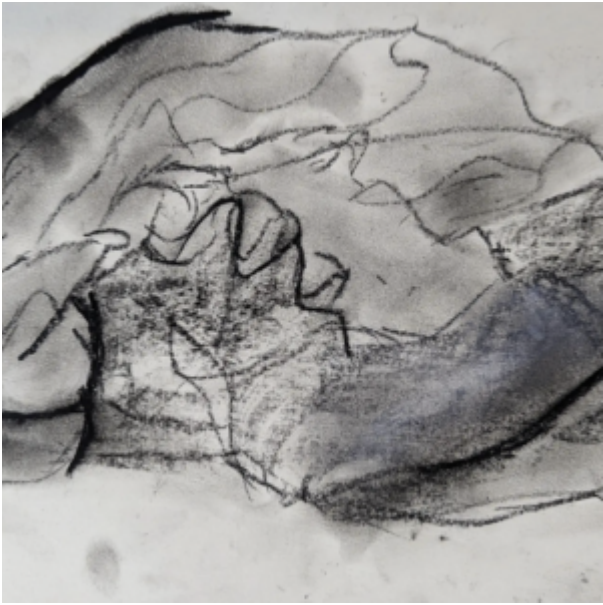
See This Resource Used in Schools...



Exploring A Midsummer Night's Dream Through Art: Ancient Greek Dress Portraits

See This Resource Used In Schools...







Exploring Macbeth Through Art: Light and Dark Posters


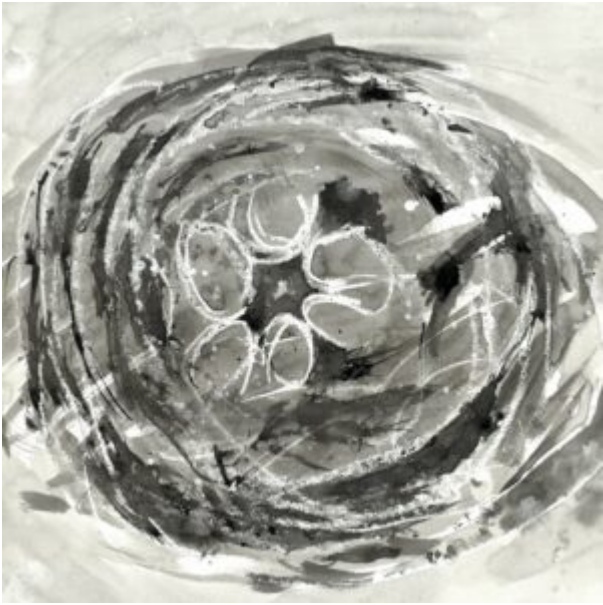
Exploring Macbeth Through Art: Macbeth Portraits

Nests: With Dry and Wet Media


See This Resource Used In Schools...











You May Also Like...

**Pathway: Sculpture, Structure,
Inventiveness & determination**



This is featured in the 'Sculpture, Structure, Inventiveness & Determination' pathway

Talking Points: What can we learn from birds



Drawing source material: nests



**Nests: Observational Ink
Drawing**

**See This Resource Used In
Schools...**




You May Also Like...

**Pathway: Sculpture, Structure,
Inventiveness & determination**



[This is featured in the 'Sculpture, Structure, Inventiveness & Determination' pathway](#)

Talking Points: What can we learn from birds



[Explore parallels between behaviour of birds and ourselves](#)

Drawing source material: nests



[A collection of imagery and sources which you can use to prompt drawing](#)

**Nests: Materials, Tools
Testing and Sketchbooks**

**See This Resource Used In
Schools...**




You May Also Like...

Pathway: Sculpture, Structure,
Inventiveness & determination



This is featured in the 'Sculpture, Structure, Inventiveness & Determination' pathway

Talking Points: What can we learn from birds



Drawing source material: nests




A Visual Poetry Zine with Monotype

Use monoprint, paint and collage to create zines inspired by poetry.

World War 1 And The Work Of Paul Nash

See This Resource Used In

Schools...





Sketchbook Journey At Haslingfield Primary School

Personalising a Sketchbook with Mark Making and Collage

Using a Found Book for a Sketchbook