

Exploring, Associating & Connecting – a Sketchbook Exercise

By [Paula Briggs](#)

“Combinatory play seems to be the essential feature in productive thought”
Albert Einstein [Source](#)



Try this sketchbook exercise to help practice [sketchbook skills](#) and encourage creative thinking. The exercise will take between 10 and 30 minutes. Adapt it for different ages by choosing appropriate images, and come back to the exercise whenever you feel learners would benefit from practicing their

creative thinking skills, or reminding of the many skills they can use in their sketchbooks.

Before You Start

Gather together images from magazines and mailouts etc. Cut the images into 10cm squares, making sure you create interesting and unusual compositions. Look at colour and shape, as well as subject matter. Cut enough images so you can pick two at random to work with. Alternatively, work with the images below.

To Begin

Place two images on the sketchbook page, with white space between them.

Remember (or discuss as a class) the various skills you have available which you can use in your sketchbook:

- Looking,
- Collecting,
- Cutting/Tearing
- Drawing,
- Writing/Noting/Referencing (single words, lists, sentences, quotes),
- Doodling,
- Mark-making,
- Painting,
- Printing,
- Collaging / Sticking,
- Destroying,
- Sharing,
- Talking

Take a few moments to look at the two images and think about them on the white space of the page. Ask yourself:

- What do the images make me think of?

- Where can I find connections or common ground? Is it in colour? Shape? Subject matter?
- How does one image highlight the differences in the other?

Pick up a [drawing tool](#) and start to work into the white space on the page. Use whichever of the sketchbook skills above seems appropriate and try to be aware of

Work intuitively. Follow the smallest thought. Don't talk yourself out of putting anything down on the sketchbook page - there is always time for reflecting thinking later. Keep working until you feel the page is pushed as far as you can, and you have [thought around](#) the original images on the page.





This is a sample of a resource created by UK Charity AccessArt. We have over 1500 resources to help develop and inspire your creative thinking, practice and teaching.

AccessArt welcomes artists, educators, teachers and parents both in the UK and overseas.

We believe everyone has the right to be creative and by working together and sharing ideas we can enable everyone to reach their creative potential.

How I Use Sketchbooks & Drawing

Sketchbook Journey At Haslingfield Primary School

Henry Moore's Shelter Drawings

You May Also Like...

Pathway: Exploring Form Through Drawing



[This is featured in the 'Exploring Form Through Drawing' pathway](#)

Watercolour Washes Inspired by the Tapestries of Henry Moore



The Art Of Zines

You Might Also Like...

Pathway: Print & Activism

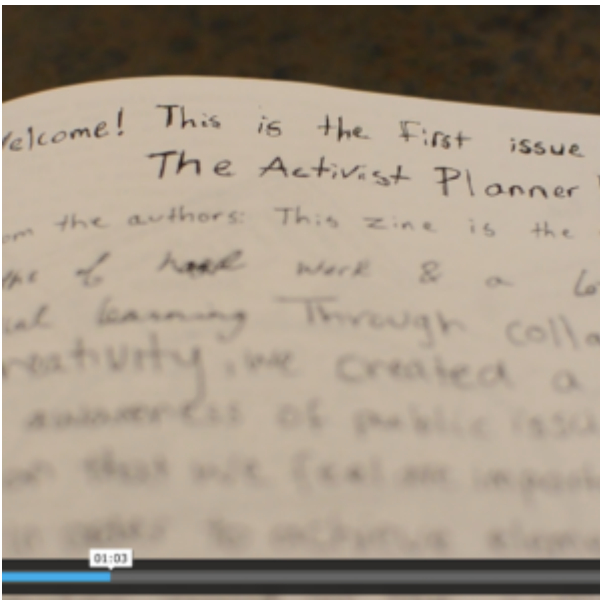


[This is featured in the 'Print & Activism' pathway](#)

Talking Points: Luba Lukova




Talking Points: What is a Zine?



Making Large Scale, Screenprinted, Collaged, Co-Created Campaign Posters!



Making an Artist's Book



Book Artists



How I use my Sketchbook as a Painter and Maker, by Rowan Briggs Smith: Anatomy Sketchbooks

Mark Making & Sound: Part Three

You May Also Like...

Pathway: Music and art



[This is featured in the 'Music and Art' pathway](#)

Mark Making & Sound: Part One



Mark Making & Sound: Part Two



What Are Drawing Skills?

Draw PDF

Drawing Inspired by Elements:

Making Structure

You May Also Like...


Nests: With Dry and Wet Material



Building Nests



Developing a Drawing Through Exploration of Drawing Media



Drawing Inspired by Elements: Drawing Fire

You May Also Like...

Drawing flames



Candlelit Still Life



Lightbulb Art



Sketchbooks in Schools Evaluation Report

Shy Drawing, Loud Drawing PDF Download

Think creatively about how you make a drawing. [Full AccessArt Members Only](#)

Draw PDF Download

AccessArt's most popular PDF download! Creative and accessible drawing ideas for all ages, all abilities. [Full AccessArt Members Only](#)