


Year 3 & 4 Making Club: Articulated Beasts

By [Sheila Ceccarelli](#)

Articulated Beasts



Articulated Beast & 'HP Sauce at D&T and Making Club

During the first two sessions at D&T and Making Club, I introduced children to the use of pliers and the manipulation of wire whilst working on a set brief 'to make an articulated beast'.



Year three pupil uses pliers and wire to make moving parts at D&T and Making Club

	Please log in here to access full content.	
Username		<input type="text"/>
Password		<input type="password"/>

	<input type="button" value="Login"/> <input checked="" type="checkbox"/> Remember me
	Forgot Password

To access all content, I would like to join as...

An Individual



Creative practitioners, educators, teachers, parents, learners...

From £3.50

An Organisation...



Schools, Colleges, Arts Organisations: Single and Multi-Users
From £42

AccessArt is a UK Charity and we believe everyone has the right to be creative. AccessArt provides inspiration to help us all reach our creative potential.

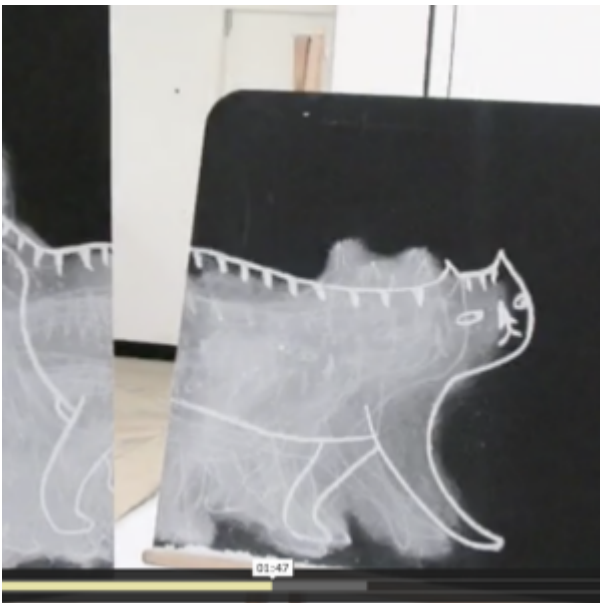
You May Also Like...

Pathway: Making Animated Drawings



[This is featured in the 'Making Animated Drawings' pathway](#)

Talking points: Making drawings move



Talking Points: paper cut puppets



Talking Points: Lauren child



Talking Points: Lotte reiniger



Making and Drawing Birds

creating decorative designs from birds:
markmaking, texture and pattern



In the Company of Birds



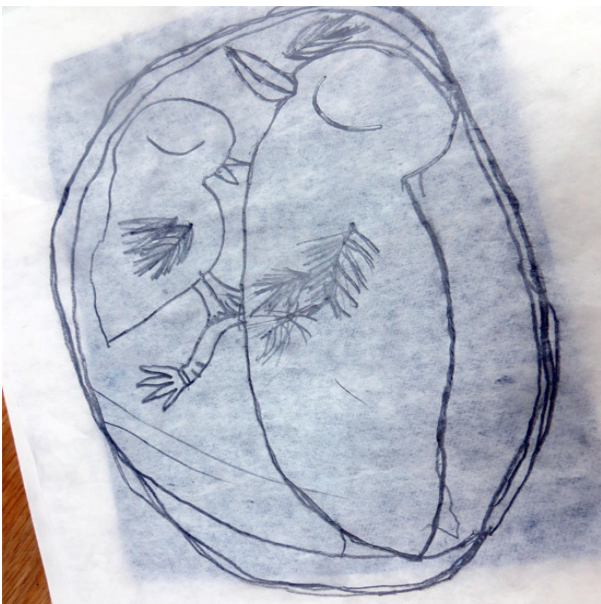
nest




Rowan: Making a Clay Bird from a Mould



dragons and birds in eggs: hidden and revealed



making birds! sculptural ideas for primary schools



Sculptural Birds in Flight by Teenage Makers



rook: transforming materials



Printing at Battyford Primary, Inspired by Hester Cox



‘Flock’ at Prospect House School, Inspired by Veronica Lindsay-Addy



book transformation: flock of birds



drawing birds with mixed media: creating effects with oil pastels, crayons and ink washes



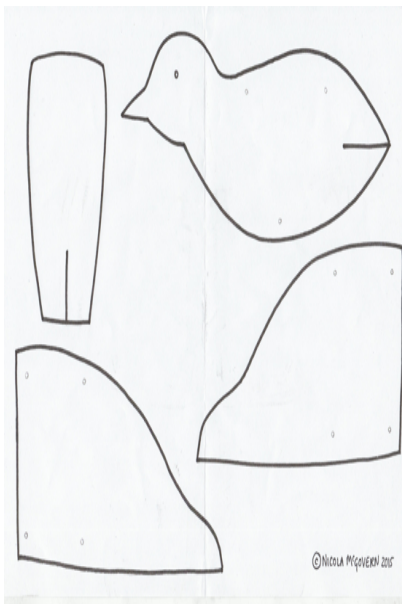
‘Dawn Chorus’ by Marcus Coates



Colourful Sculptural Birds by Pupils at Donhead Preparatory School



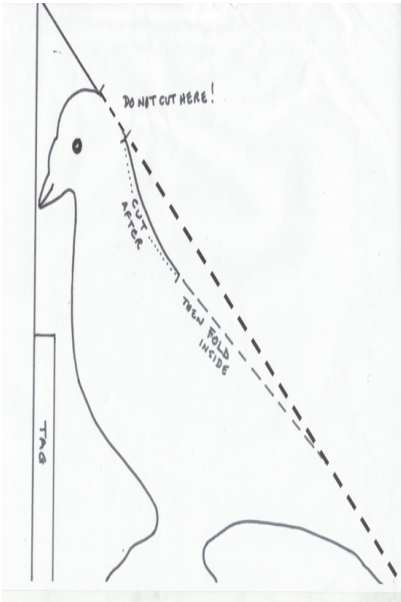
Priscilla the Puffin: Make a Simple Bird Mobile



How to Make a Simple Origami Bird by Melanie Johns



Paper Pidgeon Project



‘Birds in the Trees’ by Pupils at Battyeford Primary School



Brave Young Makers: Year Three Pupils at Ridgefield Primary Transform materials into Birds and Insects



making modroc sculpture



cantus arcticus (Concerto for birds and orchestra) Op.61: Images Inspired by Music



Perseverance, Determination and Inventiveness: Building Nests



Making Sea Sculptures at Culford School, Suffolk

Artists Andrea Butler and Sheila Ceccarelli inspire year three pupils to invent their own sculptural sea creatures using simple wrapping and binding techniques with scrap store materials.

Miniature Matchbox Museums by Anna Linch

See how artist Anna Linch gets children thinking about the purpose of museums and letting their imaginations run wild with a brief to design their own museum, complete with a collection.

Post Office by Rosalie Schweiker: An Interactive Community Art Project


Drawing with Wire: The Polymeric Approach by Julie de Bastion

You May Also Like...


**Visual Arts Planning Collections:
Literacy**



Accessart wire resources



drawing with wire



Sculptural Pots

Painting on Plaster, Inspired by Vincent Van Gogh

Beautifully illustrated resource which introduces still life via an unusual combination of materials: plaster, oil pastel, graphite and linseed oil.

Colour Composition and Ben Nicholson

One hour session in which primary age children made simple coloured elements through which to explore composition. [Full AccessArt Members Only](#)

Drawing and Making Flowers

Using drawing to inspire making sculptural flowers.

Skull Sculptures: using Paper and Tape to Interpret Form

Teenagers sculpturally explore animal skulls, by making three dimensional interpretations of the forms in heavy, white paper and coloured tape or masking tape. [Full AccessArt Members Only](#)

Nature Tagging

Making 'Large as Life' Scroll Drawings

Making very long, linear drawings which turn into scrolls.

[Full AccessArt Members Only](#)

Exercise for Making an Artist's Book or Sketchbook

Making a beautiful, thoughtful, artist's book via a single sheet of paper. [Full AccessArt Members Only](#)

Swoop

What We Like About This Resource...

"Rachel has contributed some great resources to AccessArt and we really like how this idea captures the concept of 'returning' – something that school children will have processed over the past year. We love how this activity encourages

hands to feel and move paint about freely – to experience its qualities and tactile nature. You could try this in your setting using different migratory birds such as Ospreys or Swifts as inspiration, with the children looking at images of these birds before trying some observational drawing.” – *Rachel, AccessArt.*

You May Also Like...

Visual Arts Planning Collections: Birds



Drawing Feathers



Creating Decorative Designs From Birds



**After School Art Club:
Drawing, Collage, Painting**

and Sculpture. (Part 2)

Constructing icebergs to make an installation in a school hall.

After School Art Club: Drawing, Collage, Painting and Sculpture. (Part 1)

An after school art club exploring drawing, sculpture and collage.

Diary of a Sculptural Sketchbook

AccessArt member Emma Davies shares her working process through a sculptural sketchbook diary – working both outside and in the studio.

Experimenting with Mixed Media and Exploring Materials

The importance of investing time into the exploration of materials and experimentation with a broad range of media. [Full AccessArt Members Only](#)

Landscape Sculptures in Wire and Mixed Media: Working Through Ideas

Using modelling wire and modroc or masking tape to construct landscapes and using drawing to support the making process. [Full AccessArt Members Only](#)