

Making and Drawing Birds

Enjoy these resources which we hope will help inspire your exploration of drawing and making birds.

**creating decorative designs from birds:
markmaking, texture and pattern**




In the Company of Birds



nest




Rowan: Making a Clay Bird from a Mould



dragons and birds in eggs: hidden and revealed



making birds! sculptural ideas for primary schools



Sculptural Birds in Flight by Teenage Makers



rook: transforming materials



**Printing at Battyford Primary, Inspired
by Hester Cox**



‘Flock’ at Prospect House School, Inspired by Veronica Lindsay-Addy



book transformation: flock of birds



drawing birds with mixed media: creating effects with oil pastels, crayons and ink washes



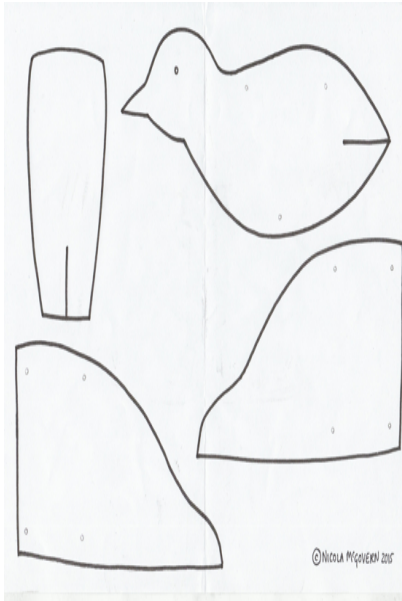
‘Dawn Chorus’ by Marcus Coates



Colourful Sculptural Birds by Pupils at Donhead Preparatory School



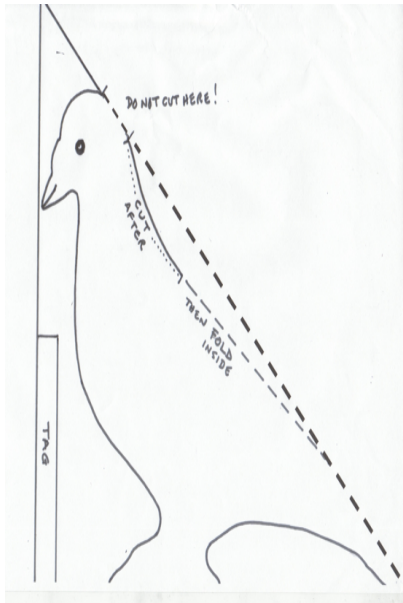
Priscilla the Puffin: Make a Simple Bird Mobile



How to Make a Simple Origami Bird by Melanie Johns



Paper Pidgeon Project



‘Birds in the Trees’ by Pupils at Battyeford Primary School



Brave Young Makers: Year Three Pupils at Ridgfield Primary Transform materials into Birds and Insects



making modroc sculpture



cantus articus (Concerto for birds and orchestra) Op.61: Images Inspired by Music



Perseverance, Determination and Inventiveness: Building Nests



Making Sea Sculptures at

Culford School, Suffolk

Artists Andrea Butler and Sheila Ceccarelli inspire year three pupils to invent their own sculptural sea creatures using simple wrapping and binding techniques with scrap store materials.

Miniature Matchbox Museums by Anna Lynch

See how artist Anna Lynch gets children thinking about the purpose of museums and letting their imaginations run wild with a brief to design their own museum, complete with a collection.

Post Office by Rosalie Schweiker: An Interactive Community Art Project

Drawing with Wire: The Polymeric Approach by Julie de Bastion

You May Also Like...


**Visual Arts Planning Collections:
Literacy**



Accessart wire resources



drawing with wire



Sculptural Pots

Painting on Plaster, Inspired by Vincent Van Gogh

Beautifully illustrated resource which introduces still life via an unusual combination of materials: plaster, oil pastel, graphite and linseed oil.

Colour Composition and Ben Nicholson

One hour session in which primary age children made simple coloured elements through which to explore composition. [Full AccessArt Members Only](#)

Drawing and Making Flowers

Using drawing to inspire making sculptural flowers.

Skull Sculptures: using Paper

and Tape to Interpret Form

Teenagers sculpturally explore animal skulls, by making three dimensional interpretations of the forms in heavy, white paper and coloured tape or masking tape. [Full AccessArt Members Only](#)

Nature Tagging

Making 'Large as Life' Scroll Drawings

Making very long, linear drawings which turn into scrolls. [Full AccessArt Members Only](#)

Exercise for Making an Artist's Book or Sketchbook

Making a beautiful, thoughtful, artist's book via a single sheet of paper. [Full AccessArt Members Only](#)

Swoop

What We Like About This Resource...


“Rachel has contributed some great resources to AccessArt and we really like how this idea captures the concept of ‘returning’ – something that school children will have processed over the past year. We love how this activity encourages hands to feel and move paint about freely – to experience its qualities and tactile nature. You could try this in your setting using different migratory birds such as Ospreys or Swifts as inspiration, with the children looking at images of these birds before trying some observational drawing.” – *Rachel, AccessArt.*

You May Also Like...

Visual Arts Planning Collections: Birds



Drawing Feathers



Creating Decorative Designs From Birds



After School Art Club: Drawing, Collage, Painting and Sculpture. (Part 2)

Constructing icebergs to make an installation in a school hall.

After School Art Club: Drawing, Collage, Painting and Sculpture. (Part 1)

An after school art club exploring drawing, sculpture and collage.

Diary of a Sculptural Sketchbook

AccessArt member Emma Davies shares her working process through a sculptural sketchbook diary – working both outside and in the studio.

Experimenting with Mixed Media and Exploring Materials

The importance of investing time into the exploration of materials and experimentation with a broad range of media. [Full AccessArt Members Only](#)

Landscape Sculptures in Wire and Mixed Media: Working Through Ideas

Using modelling wire and modroc or masking tape to construct landscapes and using drawing to support the making process. [Full AccessArt Members Only](#)

Drawing and Making: Drawing to Feed Making – Making to Feed Drawing

How integrated sketchbook work or drawing can be used to develop creative projects such as making sculpture. Working with drawing and making in parallel. [Full AccessArt Members Only](#)