

Glimpses and Folds: A Sketchbook Challenge

By [Tobi Meuwissen](#)

In this resource, learners will make a sketchbook containing a series of drawings made from life, that can be folded away into one tiny drawing to reveal glimpses of what they have seen and recorded.

Learners will create their own folded sketchbooks from a single page and experiment with drawing different objects from life whilst exploring mark-making, materials, and scale. This resource is suitable for children aged 9 and above. Younger children may need additional help with folding the sketchbook.

The activity can be completed in a 1-2 hour session as a standalone activity or as part of an extended project exploring drawing and sketchbook skills.

Thank you to [Toby Saville](#) for sharing his idea of 'glimpses' and iterative methods of working, which planted the seed for this resource. 'Glimpses' was born in January of this year and was run with his Year 12's to kick-start a major project, [Toby](#) was pleased with outcomes, and "the wealth of opportunities it has already presented for students to start to 'notice what they

notice'.....whilst establishing useful habits of documenting and celebrating fleeting, incidental and unique moments of visual intrigue."

[Log in](#) as a member to access the full video below.

	Please log in here to access full content.	
Username	<input type="text"/>	
Password	<input type="password"/>	
	<input type="button" value="Login"/>	<input checked="" type="checkbox"/> Remember me
	Forgot Password	

To access all content, I would like to join as...

An Individual



Creative practitioners, educators, teachers, parents, learners...

From £3.50

An Organisation...



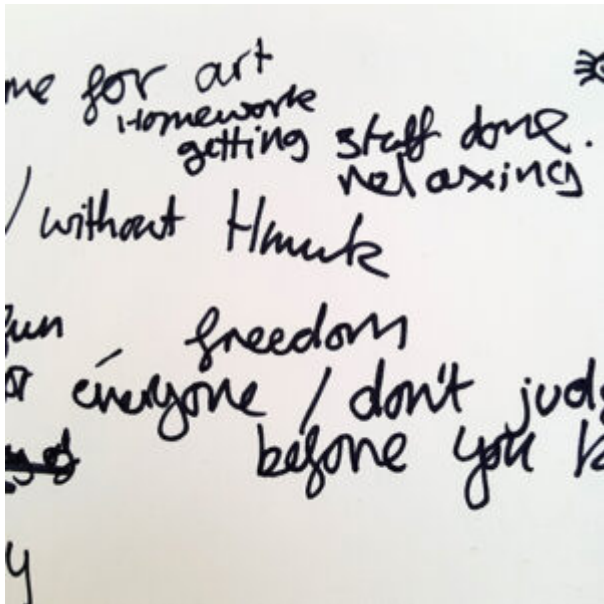
Schools, Colleges, Arts Organisations: Single and Multi-Users
From £42

AccessArt is a UK Charity and we believe everyone has the right to be creative. AccessArt provides inspiration to help us all reach our creative potential.

Talking Heads

You May Also Like...

find your messages



Portrait Club



Adapting AccessArt: Faces and Stories



Exploring Macbeth Through Art: Macbeth Portraits



Adapting AccessArt: Sequence

and Story Building

You May Also Like...

3-panel drawing challenge



Drawing Stories



Iridescent Insects

You May Also Like...

Drawing Minibeasts



Minibeast Mural



Flora and Fauna Pathway




Sensory Sculpture inspired by Barbara Hepworth

Making a Ruler Drawing (of a Bag)

Adapting AccessArt: Stories and Faces

You May Also Like...

Making Physical or Digital Layered Portraits



Pathway: Exploring Identity



Quentin Blake's Drawings as Inspiration: Exaggerating to communicate



Session Recording: Creating School Exhibitions & Displays



Playing With Perspective

You May Also Like...

Other Resources by Joe Gamble



Adapting AccessArt: Colour and Composition



Thoughtful Mark making



Adapting AccessArt: Colour and Composition

You May Also Like

Manipulating Forms in Landscape Painting



Layered Colour Gestural Drawing




Cut Paper Collage Still Life



What I Ate in a Day

You May Also Like

Drawing Prompt Cards



Watercolour Washes Inspired by the Tapestries of Henry Moore



Paint Your corner Shop



Adapting AccessArt: Egypt in Ink

See This Resource Used In Schools...








You May Also Like...

Graphite



ink



Graphic inky still life



Ice Worlds

You May Also Like...

Pathway: Using Art To Explore Global Issues



[This resource is features in the 'Using Art To Explore Global Issues' pathway](#)

Drawing Source material: ice



Talking Points: Drawn To Antarctica



Mini world Lightboxes



Drawing from Life with Lance Richardson: 3 Sketchbook Exercises

You May Also Like

Drawing From Life: How Artists Use Sketchbooks



The Sketchbook Journey



Video enabled resources: Sketchbooks



Sketch Your World: Drawing The Details

Sketch Your World: Perspective

Sketch Your World: Choosing

Subject Matter

Sketch Your World: Materials

**Sketch Your World:
Sketchbooks & Composition**

Sketch Your World: The Basics

Magic Caring Box