

Drawing With Two Hands

By [Joe Gamble](#)

This experimental drawing activity is formed of 8 drawing exercises, all focused on drawing using both the dominant and non-dominant hand, challenging learners to explore dexterity and control (or lack thereof).

These exercises can be split up to form part of a longer session, or they can be used individually as [warm-ups](#).

Learners will explore how both hands and drawing materials interact with each other to create fluid and rich drawings that challenge preconceptions of what makes a 'good' drawing.

The video is appropriate for viewers aged 14 and over, but can be used in a guided session with younger learners.

[Log in](#) as a full member to watch the video below.

	Please log in here to access full content.	
Username	<input type="text"/>	
Password	<input type="password"/>	
	<input type="button" value="Login"/>	<input checked="" type="checkbox"/> Remember me
	Forgot Password	

To access all content, I would like to join as...

An Individual



Creative practitioners, educators, teachers, parents, learners...

[From £3.50](#)

An Organisation...



Schools, Colleges, Arts Organisations: Single and Multi-Users
From £42

AccessArt is a UK Charity and we believe everyone has the right to be creative. AccessArt provides inspiration to help us all reach our creative potential.

You May Also Like...

see three shapes



Feely Drawings



Ten minutes, five times a week



Landscapes Inspired by John Piper

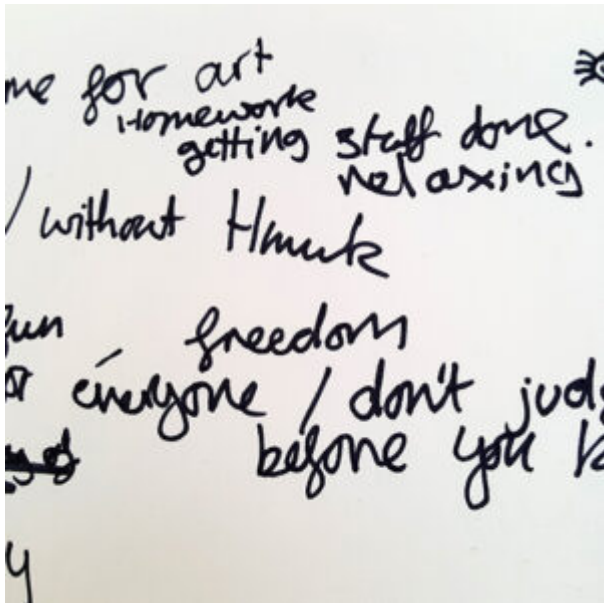
Talking With Your Hands

Glimpses and Folds: A Sketchbook Challenge

Talking Heads

You May Also Like...

find your messages



Portrait Club



Adapting AccessArt: Faces and Stories



Exploring Macbeth Through Art: Macbeth Portraits



Adapting AccessArt: Sequence and Story Building

You May Also Like...

3-panel drawing challenge



Drawing Stories



Iridescent Insects

You May Also Like...

Drawing Minibeasts



Minibeast Mural



Flora and Fauna Pathway




Sensory Sculpture inspired by Barbara Hepworth

Making a Ruler Drawing (of a Bag)

Adapting AccessArt: Stories and Faces

You May Also Like...

Making Physical or Digital Layered Portraits



Pathway: Exploring Identity



Quentin Blake's Drawings as Inspiration: Exaggerating to communicate



Session Recording: Creating School Exhibitions & Displays



Finger Palette Portraits



elastic band sketchbook



Playing With Perspective

You May Also Like...

Other Resources by Joe Gamble



Adapting AccessArt: Colour and Composition



Thoughtful Mark making



Adapting AccessArt: Colour and Composition

You May Also Like

Manipulating Forms in Landscape Painting



Layered Colour Gestural Drawing




Cut Paper Collage Still Life



What I Ate in a Day

You May Also Like

Drawing Prompt Cards



Watercolour Washes Inspired by the Tapestries of Henry Moore



Paint Your corner Shop



Adapting AccessArt: Egypt in Ink

See This Resource Used In Schools...








You May Also Like...

Graphite



ink



Graphic inky still life



Ice Worlds

You May Also Like...

Pathway: Using Art To Explore Global Issues



[This resource is features in the 'Using Art To Explore Global Issues' pathway](#)

Drawing Source material: ice



Talking Points: Drawn To Antarctica



Mini world Lightboxes



Drawing from Life with Lance Richardson: 3 Sketchbook Exercises

You May Also Like

Drawing From Life: How Artists Use Sketchbooks



The Sketchbook Journey



Video enabled resources: Sketchbooks



Sketch Your World: Drawing The Details

Sketch Your World: Perspective

Sketch Your World: Choosing

Subject Matter

Sketch Your World: Materials