

Making a Ruler Drawing (of a Bag)

By [Paula Briggs](#)

This resource demonstrates how a ruler or straight edge can be used to make a drawing. In this example, we use this method to help us make drawings of bags, exploring their structure and detail through straight line mark-making. The video is suitable for ages 10 and upwards.

	Please log in here to access full content.	
Username	<input type="text"/>	
Password	<input type="password"/>	
	<input type="button" value="Login"/>	<input checked="" type="checkbox"/> Remember me
	Forgot Password	

To access all content, I would like to join as...

An Individual



Creative practitioners, educators, teachers, parents, learners...

From £3.50

An Organisation...



Schools, Colleges, Arts Organisations: Single and Multi-Users
From £42

AccessArt is a UK Charity and we believe everyone has the right to be creative. AccessArt provides inspiration to help us all reach our creative potential.

Playing With Perspective

You May Also Like...

Other Resources by Joe Gamble



Adapting AccessArt: Colour and Composition



Thoughtful Mark making



Adapting AccessArt: Colour and Composition

You May Also Like

Manipulating Forms in Landscape Painting



Layered Colour Gestural Drawing



Cut Paper Collage Still Life



Sketch Your World: Drawing The Details

Sketch Your World: Perspective

Sketch Your World: Choosing

Subject Matter


Sketch Your World: Materials

Sketch Your World: Sketchbooks & Composition


Working in a Studio

You Might Also Like...

Artist Studio Series



Talking Points: Artists as Collectors and Explorers



Explore Contemporary Artists, Designers and Makers

Walking and Drawing




Hedgerow Art



Manipulating Forms in

Landscape Painting

See How This Resource Is Used in Schools...





You Might Also Like...

Landscape Painting: Plein Air Painting



Working With and In the Landscape



Painting The Storm



Working on Black Paper

You Might Also Like...

Drawing Spirals



Thinking Silhouettes



Painting with Poster Paint



Coat-hanger Shells

You Might Also Like...

Drawing and Making Flowers



Painted and Sculptural Plant Pots



Drawing Insects with Wire



Deconstructing to Help You See

You May Also Like

ten minutes, five times a week



the drawing journey



all drawing resources



Introduction to Ink

You May Also Like


Graphic inky still life



See Three Shapes



see all ink resources



Session Recording: Drawing

Figures

Introduction to Colour Pencils

Introduction to Chalk Pastels

Drawing with Sticks

What We Like About This Resource

“This is a great activity to get students to think about drawing in a different way. Extending reach and accepting a lack of control can lead to really exciting and energised mark-making. It’s great to see that this resource has also been used in SEND settings, demonstrating its accessibility.” –

Tobi, AccessArt.

Session Recording: Exploring Line Weight