


What Is A Drawing Tool?

A drawing tool can be anything which makes marks on a surface. In the video below (available to [full AccessArt members](#)), we share how you can explore a variety of drawing tools, and push they kinds of marks each drawing tool can make. We also introduce you to the idea that you can make your own drawing tools our of the things you find around you. Suitable for all ages from 5 upwards.



	Please log in here to access full content.	
Username	<input type="text"/>	
Password	<input type="password"/>	
	<input type="button" value="Login"/>	<input checked="" type="checkbox"/> Remember me

	Forgot Password
--	---------------------------------

To access all content, I would like to join as...

An Individual



Creative practitioners, educators, teachers, parents, learners...

From £3.50

An Organisation...



Schools, Colleges, Arts Organisations: Single and Multi-Users
From £42


AccessArt is a UK Charity and we believe everyone has the right to be creative. AccessArt provides inspiration to help us all reach our creative potential.

AccessArt Drawing Prompt Cards

Drawing Small

You May Also Like...

Pathway: Exploring the world through mono print



[This is featured in the 'Exploring The World Through Mono print' pathway](#)

Drawing Large



Life Drawing Class: Visual Impressions

Inspire 2020: Teachers

This post is based on CPD (Continued Professional Development) sessions in February and March 2019, hosted and delivered by the Fitzwilliam Museum, Cambridge in collaboration with AccessArt, for Cambridgeshire teachers participating in Inspire 2020 Project.

Introduction to 'Tone' by Hester Berry

Continuous Line Drawing Exercise

Many thanks to AccessArt Young Artist Alex Tunstall for composing the music for the video in the Continuous Line Drawing Resource.

The Geometry of Chickens!

**See This Resource Used In
Schools...**



The Anatomy of a Pencil

AccessArt has over 850 resources to help develop and inspire your creative thinking, practice and teaching.

AccessArt welcomes artists, educators, teachers and parents both in the UK and overseas.

We believe everyone has the right to be creative and by working together and sharing ideas we can enable everyone to reach their creative potential.

You May Also Like...

USING SKETCHBOOKS, DRAWING AND REFLECTIVE TOOLS IN THE 20TH CENTURY GALLERY



Beginner's Guide to Drawing Materials



Drawing Insects with an H Pencil



Sketchbook Exercise: Drawing Brushes with Charcoal

Using Drawing to Get Closer to 18th Century Portraits at the Fitzwilliam Museum, Cambridge

This post shares how Paula Briggs and Sheila Ceccarelli from AccessArt and Kate Noble from the Fitzwilliam Museum, Cambridge, used drawing exercises to take a closer look at 18th Century portraits

Filling a Sketchbook: Ruler Drawings

You May Also Like...

Pathway: Exploring Form Through Drawing



[This is featured in the 'Exploring Form Through Drawing' pathway](#)

The drawing journey



See Drawing Projects for Children for more Drawing Exercises



Teachers Start the New Year with Sketchbooks

AccessArt introduces teachers from English Martyrs Catholic Primary School in Worthing, whistle stop introduction to drawing and sketchbooks as tools for recording and thinking.

Life Drawing: Capturing Gesture by Hester Berry

Red to Green: Taking Rubbings and Making Compositions

process of recording by taken rubbings from natural and man made objects whilst incidentally making uninhibited gestures and marks with graphite


Life Drawing: A Collection of Resources by Hester Berry

How to Run a Life Drawing Class




[_](#)Introducing Hester and providing an overview of how Hester sets up and facilitates a life class.

An Introduction to Life Drawing



Getting started with life drawing and some simple warm-up exercises to help you become familiar with your drawing materials and the life model.

Capturing gesture



Hester provides some helpful advice along with a series of short drawing exercises, that will enable you to identify the essentials of a pose and successfully record the movement and gesture of the life model.

Drawing the head



Drawing faces can be daunting, but Hester explains how you can tackle them successfully using

simple and logical steps.

drawing hands and feet



Hands and feet are tricky subjects and often get omitted because the forms seem too complicated to draw. Hester shares a secret shortcut to understanding and drawing these complex forms ...think mittens and socks!

Understanding Foreshortening



When drawing the life model, it can be difficult to process your view of a 3D form into a 2D representation. Hester explains clearly and concisely how to successfully achieve a foreshortened figure to create the illusion of space in your drawings.

Using Tone



[_Hester](#) explains how to use tone effectively to give your drawings more definition and an increased sense of volume and suggests ways of using tone when drawing short poses, that will build your confidence and skills.

Introduction to Life Drawing with Hester Berry

Recording & Communicating through Narrative with Degree Level Contemporary Craft Students by Vanessa Marr

Using Negative Space to Believe What You See (& Scaling Up)

You May Also Like...

Pathway: 2D Drawing to 3D Making



[This is featured in the '2D Drawing to 3D Making' pathway](#)

Talking Points: Lubaina Himid



The Drawing Machine – A Workshop in Perspective and How to Look by Drawing Machine and Sarah Wright