

Using Colour to Develop Gestural Drawing

By Paula Briggs



Gestural drawing is a useful exercise to help children make free, intuitive sketches. It reminds us to see the “whole” before putting down the detail of any single part of a drawing. Gestural drawings are fluid and energetic and can stand alone or be used as preliminary sketches as the basis for more developed drawings.

This resource describes an adaptation of a gestural drawing exercise uses layered colours of ink to help develop awareness of the stages of a gestural drawing, and to add an energy to the finished result.

	Please log in here to access full content.	
Username		<input type="text"/>
Password		<input type="password"/>
	<input type="button" value="Login"/>	<input checked="" type="checkbox"/> Remember me
	Forgot Password	

To access all content, I would like to join as...

An Individual



Creative practitioners, educators, teachers, parents, learners...

From £3.50

An Organisation...



Schools, Colleges, Arts Organisations: Single and Multi-Users
From £42


AccessArt is a UK Charity and we believe everyone has the right to be creative. AccessArt provides inspiration to help us all reach our creative potential.

Backwards Forwards Drawing

Exercise

You May Also Like...

Pathway: Exploring the world through mono print



[This is featured in the 'Exploring The World Through Mono print' pathway](#)

Drawing Large



Drawing small



The Anatomy of a Pencil

AccessArt has over 850 resources to help

develop and inspire your creative thinking, practice and teaching.

AccessArt welcomes artists, educators, teachers and parents both in the UK and overseas.

We believe everyone has the right to be creative and by working together and sharing ideas we can enable everyone to reach their creative potential.

You May Also Like...

USING SKETCHBOOKS, DRAWING AND REFLECTIVE TOOLS IN THE 20TH CENTURY GALLERY



Beginner's Guide to Drawing Materials



Drawing Insects with an H Pencil



Inky Objects with Melissa Pierce Murray

In this workshop I introduced the idea of thinking of the piece of paper as an object to shape, rather than a picture

plane to fill.

Animating with Charcoal

Drawing with Objects by Melissa Pierce Murray

Teenagers explore ideas of placement with artist Melissa P Murray by arranging or assembling objects to make compositions or maquettes.

AccessArt helps teachers at Belvue School to get ready for a Drawing Week

[Back to InSET & CPD](#)

Teachers Battle it Out in Conversation with Marks on Paper



Teachers embarked on an exercise whereby they made marks on paper to have a conversation with a partner. This was a playful and fun exercise and teachers very much enjoyed both the process and outcomes.

Teachers Explore Pattern, Shape & Texture with Charcoal, Graphite, Masking Tape and Pastels



This was the second session in the series and an introduction to pattern, shape and texture with charcoal and graphite, and an opportunity for teachers to break down any preconceived ideas about what drawing is and who drawing processes is for.

Play and Placement: Teachers Explore Approaches to Drawing



This was the third and final session in the series, and an opportunity to play with creative mark-making and explore context and placement as an introduction to larger scale drawing and concepts around installation art.

UK Charity AccessArt welcomes artists, educators, teachers and parents both in the UK and overseas.

We believe everyone has the right to be creative and by working together and sharing ideas we can enable everyone to reach their creative potential.

Join AccessArt from only £3.50 per month and enjoy full access to hundreds more resources!

Play and Placement: Teachers Explore Approaches to Drawing

This was the third and final session in the series, and an opportunity to play with creative mark-making and explore context and placement as an introduction to larger scale drawing and concepts around installation art.

Teachers Explore Pattern, Shape & Texture with Charcoal, Graphite, Masking Tape and Pastels

An introduction to pattern, shape and texture with charcoal and graphite, and an opportunity for teachers to break down any preconceived ideas about what drawing is and who drawing processes is for

Teachers Battle it Out in

Conversation with Marks on Paper

After a series of warm up exercises which introduced drawing through feel, teachers embarked on an exercise whereby they made marks on paper to have a conversation with a partner.

Landscape Painting: Tone in the Landscape

Sketchbook Exercise: Drawing Brushes with Charcoal

Introduction to Landscape by Hester Berry

Gathering Marks and Tearing Paper to Appreciate Prints by Goya, Turner and Cornelius at the Fitzwilliam Museum, Cambridge

This post shares how Paula Briggs and Sheila Ceccarelli from AccessArt and Kate Noble from the Fitzwilliam Museum, Cambridge, enabled teachers to enter into the intricacies of prints made by Turner, Goya and Cornelius in a Temporary Exhibition at the Fitzwilliam Museum in summer 2016: 1816: Prints by Turner, Goya and Cornelius.

Using Drawing to Get Closer to 18th Century Portraits at the Fitzwilliam Museum, Cambridge

This post shares how Paula Briggs and Sheila Ceccarelli from AccessArt and Kate Noble from the Fitzwilliam Museum, Cambridge, used drawing exercises to take a closer look at 18th Century portraits

Using Sketchbooks, Drawing and Reflective Tools in the 20th Century Gallery at the Fitzwilliam Museum, Cambridge

This post shares how Paula Briggs and Sheila Ceccarelli from AccessArt and Kate Noble from the Fitzwilliam Museum, Cambridge, enabled teachers to explore 20th Century paintings and sculpture, through using sketchbooks & drawing as tools for looking and remembering.

Thoughtful Drawing and Mark Making in the Armoury at the Fitzwilliam Museum, Cambridge

This post shares how Paula Briggs and Sheila Ceccarelli from AccessArt and Kate Noble from the Fitzwilliam Museum, Cambridge, enabled teachers to explore armour through discussion, drawing and mark making.

Filling a Sketchbook: Ruler

Drawings


You May Also Like...

Pathway: Exploring Form Through Drawing



[This is featured in the 'Exploring Form Through Drawing' pathway](#)

The drawing journey





See Drawing Projects for Children for more Drawing Exercises



Drawing Spirals

See How This Resource Is Used In Schools...







You May Also Like...

Pathway: Spirals



[Featured in the 'Spirals Pathway'](#)

Talking Points: Molly Hausland



The ancient art of kolan



Drawing with a Ruler

You May Also Like...

Pathway: Exploring Form Through Drawing




This is featured in the 'Exploring Form Through Drawing' pathway

Pathway: Stick Transformation project



This is featured in the 'Stick Transformation Project' pathway

The drawing journey



**See Drawing Projects for Children for
more Drawing Exercises**

