

Talking Heads

By [Tobi Meuwissen](#).

In this resource, learners explore their voice and express the things they want to say through debate and portraiture.

Inspired by [Lubaina Himid's](#) theatre exhibit, in which she creates to-scale cardboard and wooden sculptures of characters in theatre, learners will create cardboard portraits.

Learners will explore facial expressions and messaging through group discussions or independent contemplation, finding their message within the conversation, and coming together at the end to visualise their place within the conversation. This resource is suitable for ages 13 and up.

[Log in](#) below as a full member to watch the full video.

	Please log in here to access full content.	
Username	<input type="text"/>	
Password	<input type="password"/>	
	<input type="button" value="Login"/>	<input checked="" type="checkbox"/> Remember me
	Forgot Password	

To access all content, I would like to join as...

An Individual



Creative practitioners, educators, teachers, parents, learners...

[From £3.50](#)

An Organisation...



Schools, Colleges, Arts Organisations: Single and Multi-Users
From £42

AccessArt is a UK Charity and we believe everyone has the right to be creative. AccessArt provides inspiration to help us all reach our creative potential.

You May Also Like...

find your messages

me for art
homework
getting stuff done.
relaxing
/ without Hmunk
fun - freedom
or everyone / don't judge
before you know
y

Portrait Club



Adapting AccessArt: Faces and Stories



Exploring Macbeth Through Art: Macbeth Portraits




Adapting AccessArt: Stories

and Faces

You May Also Like...

Making Physical or Digital Layered Portraits



Pathway: Exploring Identity



Quentin Blake's Drawings as Inspiration: Exaggerating to communicate



Session Recording: Creating School Exhibitions & Displays



Finger Palette Portraits



elastic band sketchbook



Playing With Perspective

You May Also Like...

Other Resources by Joe Gamble



Adapting AccessArt: Colour and Composition



Thoughtful Mark making



Alternative Fashion

You Might Also Like...

2d and 3d Fashion Designs using Painted Paper



Barbie and Ken Transformation



Puppets Inspired by Historical Paintings



Exploring A Midsummer Night's

Dream: Recounting the Story

Exploring A Midsummer Night's Dream: Costume Design for Bottom

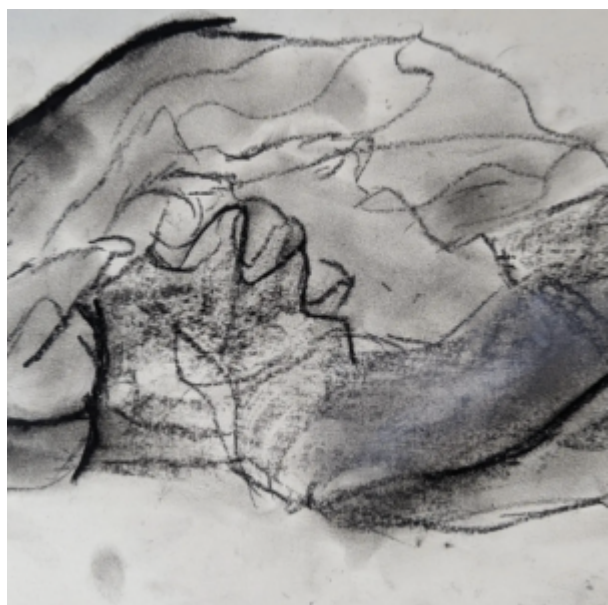

See This Resource Used in Schools...





Exploring A Midsummer Night's Dream Through Art: Ancient Greek Dress Portraits

**See This Resource Used In
Schools...**







**Exploring Macbeth Through
Art: Out Damn Spot!**

**Exploring Macbeth Through
Art: Light and Dark Posters**

Exploring Macbeth Through

Art: Macbeth Portraits

Dance and Drawing

Which Artists: Ava Jolliffe

Shadow Puppet Making and Performance

How Middle Eastern architecture was the inspiration behind a shadow puppet show for a year 4 class. A great opportunity for children to learn the technical aspects of making puppets, but also using narrative and story to create a performance.

Back – Painted Portraits

How to create portraits using an effective back painted technique. A great activity to explore less traditional portraiture methods that is suitable for a wide range of

primary age groups.

One Roll of Paper, Two Activities

Botanical Fairies

Draw your Granny and Grandpa or Any Relative You Love!

The Nonna Maria Drawing Challenge by Luca Damiani

Foreshortened Sketches

Classical Inks

Abstract Face – Relief Sculptures

In this construction and painting resource, students make an abstract face, relief sculpture from cardboard, adding colour, texture and metal findings. This resource was inspired by the work of Kimmy Cantrell, a self-taught contemporary artist who uses asymmetry to question long-established views around beauty.