

Landscapes Inspired by John Piper

By [Jo Blaker](#)

In this exploratory post, artist Jo Blaker shares how she facilitated an online workshop inspired by the landscape drawings of [John Piper](#). Piper (1903-1992) was an English painter, printmaker and designer of stained-glass windows and theatre sets. He was an official [war artist in World War II](#), and in the 1930s, created a series of drawings depicting the Kent and Sussex coastline in the UK, using collage and ink.

In this resource, Jo describes how she used experimental collage techniques to explore Piper's coastal works. Through a series of creative exercises, she shares ways that collage and mark-making can be used to capture the drama and movement of the sea and the surrounding landscape. Although the participants of this workshops were adults, the exercises included can be adapted to younger learners.



	Please log in here to access full content.	
Username		<input type="text"/>
Password		<input type="password"/>
	<input type="button" value="Login"/>	<input checked="" type="checkbox"/> Remember me
	Forgot Password	

To access all content, I would like to join as...

An Individual



Creative practitioners, educators, teachers, parents, learners...

From £3.50

An Organisation...



Schools, Colleges, Arts Organisations: Single and Multi-Users
From £42

AccessArt is a UK Charity and we believe everyone has the right to be creative. AccessArt provides inspiration to help us all reach our creative potential.

Sensory Sculpture inspired by

Barbara Hepworth

Playing With Perspective

You May Also Like...

Other Resources by Joe Gamble



Adapting AccessArt: Colour and Composition



Thoughtful Mark making



Ice Worlds

You May Also Like...

Pathway: Using Art To Explore Global Issues



[This resource is featured in the 'Using Art To Explore Global Issues' pathway](#)


Drawing Source material: ice



Talking Points: Drawn To Antarctica



Mini world Lightboxes




Sketch Your World: The Basics


Working in a Studio

You Might Also Like...

Artist Studio Series



Talking Points: Artists as Collectors and Explorers



**Explore Contemporary Artists, Designers
and Makers**



Changing Colour

You Might Also Like...

EXPRESSIVE PAINTING AND COLOUR MIXING



Walking and Drawing




Hedgerow Art




Manipulating Forms in Landscape Painting

**See How This Resource Is Used
in Schools...**









You Might Also Like...

Landscape Painting: Plein Air Painting



Working With and In the Landscape



Painting The Storm



Artist Studio Series: Alej Ez

Concertina Landscapes

See This Resource Used In
Schools...



You May Also Like

Manipulating Forms in Landscape Painting



Imaginary Landscape



Digital Collage and Image

Manipulation


You May Also Like...

Pathway: Explore and Draw



[Featured in the 'Explore and Draw' Pathway](#)

Talking Points: Artists as Collectors and explorers



insect hotels



**Exploring A Midsummer Night's
Dream: Creating a Forest**

Collage Part Two

**Exploring A Midsummer Night's
Dream: Creating a Forest
Collage Part One**

**Exploring Macbeth Through
Art: Light and Dark Posters**

**Exploring Macbeth Through
Art: Heath Landscapes**

Sculptural Environments

Inspired by Hockney



See This Resource Used In Schools...





Making Painted & Sewn Landscapes

See This Resource Used In Schools...























You May Also Like...

Pathway: Cloth, thread, paint



[This is featured in the 'Cloth, Thread, Paint' pathway](#)


Talking Points: Frank Bowling



Talking Points: Hannah Rae



Talking Points: Alice Kettle




Mixed Media Landscape Challenges

See This Resource Used In Schools...











You May Also Like...

Pathway: Mixed Media Land and city scapes



[This is featured in the 'Mixed Media Land and City Scapes' pathway](#)

Talking Points: Vanessa Gardiner



Talking Points: The Shoreditch Sketcher



Talking Points: Kittie Jones



Which Artists: Claire Harrup

What We Like About This Resource...

“We really enjoyed reading about the process of creating art work according to a design brief and how the experience of this differs to when an artist begins with their own idea or concept. That’s not to say an artist can’t approach a brief with their own individual style and ideas, but what this post shows us is that there can be a balance between the two. This would be a great resource to show older KS pupils who may be beginning to consider their options beyond Primary School”. – *Rachel, AccessArt*

You Might Also Like...

Pathway: 2D Drawing to 3D Making



This is featured in the '2D Drawing to 3D Making' pathway

Talking Points: Packaging Design




What is Typography



Which Artist: Rachel Parker



Repeating Patterns



Block Printing Repeat Patterns



Lino Printing Inspired by Gestural Drawings