

Making a Ruler Drawing (of a Bag)

By [Paula Briggs](#)

This resource demonstrates how a ruler or straight edge can be used to make a drawing. In this example, we use this method to help us make drawings of bags, exploring their structure and detail through straight line mark-making. The video is suitable for ages 10 and upwards.

	Please log in here to access full content.	
Username	<input type="text"/>	
Password	<input type="password"/>	
	<input type="button" value="Login"/>	<input checked="" type="checkbox"/> Remember me
	Forgot Password	

To access all content, I would like to join as...

An Individual



Creative practitioners, educators, teachers, parents, learners...

From £3.50

An Organisation...



Schools, Colleges, Arts Organisations: Single and Multi-Users
From £42

AccessArt is a UK Charity and we believe everyone has the right to be creative. AccessArt provides inspiration to help us all reach our creative potential.

Adapting AccessArt: Egypt in Ink

See This Resource Used In Schools...









You May Also Like...

Graphite



ink



Graphic inky still life



Magic Caring Box

Adapting AccessArt: Making Birds Pathway for Pupils With Special Educational Needs

You May Also Like...

Pathway: Making Birds



Flying Minpin Birds



Visual Arts Planning: Birds



Adapting AccessArt: Woodland Creatures

You May Also Like

Session Recording: Adapting AccessArt



Drawing Fish with Pen, Pencil and Watercolour



the geometry of chickens



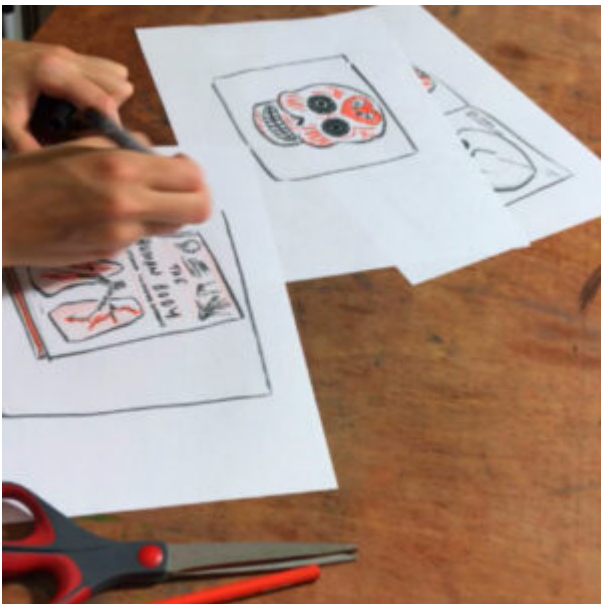
Adapting AccessArt: Telling Stories

You May Also Like

Session Recording: Adapting AccessArt




3 panel challenge



Creating Comics inspired by museum collections



See This Resource Used in Schools...




You May Also Like

charcoal cave



introduction to charcoal



**Pathway: An Exploration of Coal Mining,
Inspired By Henry Moore**



Alternative Fashion

You Might Also Like...

2d and 3d Fashion Designs using Painted Paper



Barbie and Ken Transformation



Puppets Inspired by Historical Paintings



Coat-hanger Shells

You Might Also Like...

Drawing and Making Flowers



Painted and Sculptural Plant Pots



Drawing Insects with Wire



Introduction to Ink

You May Also Like


Graphic inky still life



See Three Shapes



see all ink resources



Collecting,

Arranging,

Drawing

DALER 
ROWNEY



You May Also Like...

Finding circles



Shells: Observational and imaginative drawing



Still Life Compositions



Introduction to Colour Pencils

Painting with Poster Paint

“I really like how this resource provides lots of interesting and exciting ways for poster paint to be used. It combines observational drawing and painting with more abstract pattern providing a breadth of exploration. Giving learners the opportunity to explore the properties of poster paint as well as seeing how it responds to different materials will help to nurture imaginations as well as providing support for the development of basic skillsets.” – Rachel, AccessArt

Drawing with Soft Pencils



DALER 
ROWNEY

You May Also Like

Shells: Observational and Imaginative Drawing



All graphite resources



introduction to graphite



Explore Wax Crayon

DALER 
ROWNEY



You May Also Like...

Collaging with Wax Crayon Rubbings



Red to Green: Wax Resist and Scraffito



Autumn Floor Textiles



Explorer's Books: Collecting Colour



Collaging with Wax Crayon Rubbings

DALER 
ROWNEY



**See This Resource Used In
Schools**





You May Also Like...

Transforming Objects



Autumn Floor Textiles



Imaginary landscapes



Exploring A Midsummer Night's Dream: Recounting the Story

**Exploring A Midsummer Night's
Dream: Making Magic Spells**

**Exploring A Midsummer Night's
Dream: Creating a Forest
Collage Part Two**

**Exploring A Midsummer Night's
Dream: Creating a Forest
Collage Part One**