

Drawing Insects with an H Pencil

Four different ways to use a hard 'H' pencil. [Full AccessArt Members Only](#)

Drawing Inspired by Elements: Hands Moving Charcoal Dust

You May Also Like...

Introduction to Charcoal



charcoal cave



Expressive Charcoal Collage: Coal Mines



Making Birds! Sculpture Ideas for Primary Schools

Making Money! Drawing & Making

Using a drawing exercise to help seek out pattern, and going on to design and make super-size coins using drawing as collage. [Full AccessArt Members Only](#)

Drawing Shiny Cutlery with Charcoal


Exploring charcoal as a medium for creating tonal nuances and drawing shiny objects. [Full AccessArt Members Only](#)

Heavy/Light Mobile – Drawing and Making


You May Also Like...

Pathway: Explore Sculpture Through Making

a Mobile



Kinetic Mobile Sculpture Workshop with Laura Kohler



Coat-hanger Shells



Drawing Water!

Drawings of Inventions Inspired by Leonardo Da Vinci

Thinking through drawing: inventions inspired by everyday objects and by Leonardo Da Vinci's drawings. Using carbon paper as a way to make small mono prints, and making collaged drawings with graph paper and tracing paper. [Full AccessArt Members Only](#)

Ink Drawings: Making Drawing Tools and Mark Making

Using sepia and indian ink to explore mark making. Includes making your own drawing tools. [Full AccessArt Members Only](#)

Drawings with Mass: Potatoes, Playmobil and Henry Moore

Inspired by drawings by Henry Moore – making weighty drawings with ink, wax and graphite

Drawing with Wire like Calder, and Backwards Forwards Sketching

Drawing with wire can be tricky – this workshop uses a warm-up exercise to help you see the important lines. Suitable for children and adults.

Drawing Toys Inspired by Gwen John's Cats!

Taking inspiration from the cats sketched by Gwen John, we worked with 6 to 10 year olds to use graphite, charcoal and wash to sketch toys.

Drawing Faces: Introducing Chalk and Compressed Charcoal

Create a pile of portrait studies and experiment with working quickly and rhythmically with chalk and compressed charcoal.

[Full AccessArt Members Only](#)

Drawing Minibeasts – using a continuous line, graphite and oil pastel

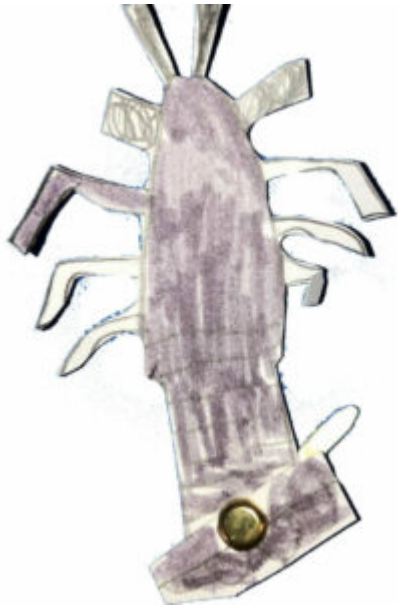
Drawing mini beasts using pen, graphite and oil pastel. Simple and effective drawing approaches for all ages.

[Full AccessArt Members Only](#)

Making Drawings Move

See This Resource Used In
Schools...







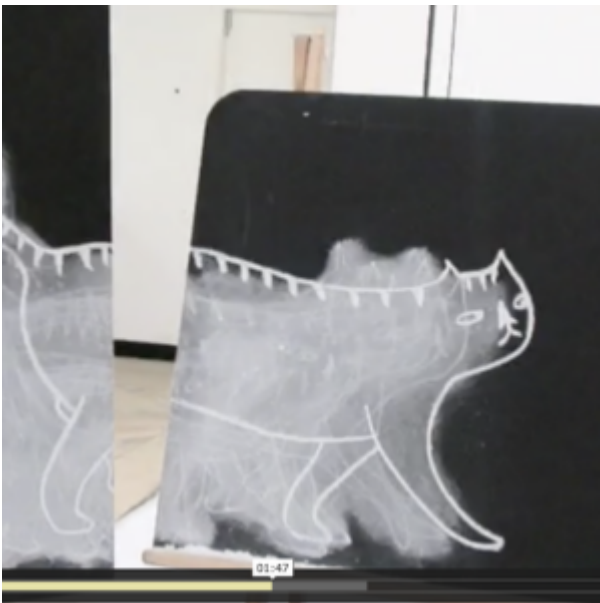
You May Also Like...

Pathway: Making Animated Drawings



[This is featured in the 'Making Animated Drawings' pathway](#)

Talking points: Making drawings move



Talking Points: paper cut puppets



Talking Points: Lauren child



Talking Points: Lotte reiniger



Drawing Feathers: Perfect for Mark Making

How to Draw Feathers inspired by John Ruskin's Peacock Feather. Beautiful sketches resulting from an appropriate warm-up exercise and combinations of drawing materials. Suitable for all ages.

Drawing Storyboards with Children

Story Boards are a great opportunity to developing both drawing skills, and visual story telling skills and kids love them! [Full AccessArt Members Only](#)

Making a Shy Drawing – Drawing Exercises for Beginners

Find out what a “shy drawing” is and how it can help you focus. These exercises and suggestions provide a focus which enables pupils and teachers to explore different aspects of making a drawing, including sound, action and intention. [Full AccessArt Members Only](#)

Doodle Ball: a 3-D Drawing Exercise for Active Learners

Doodle Balls are a great way to experiment with drawing on a 3 dimensional surface. They are also great for active learners – people who need to fiddle or doodle whilst they think. [Full AccessArt Members Only](#)

Finger Palette Portraits – Fingerprint Drawing

Using marks made by fingers to make portraits. [Full AccessArt Members Only](#)