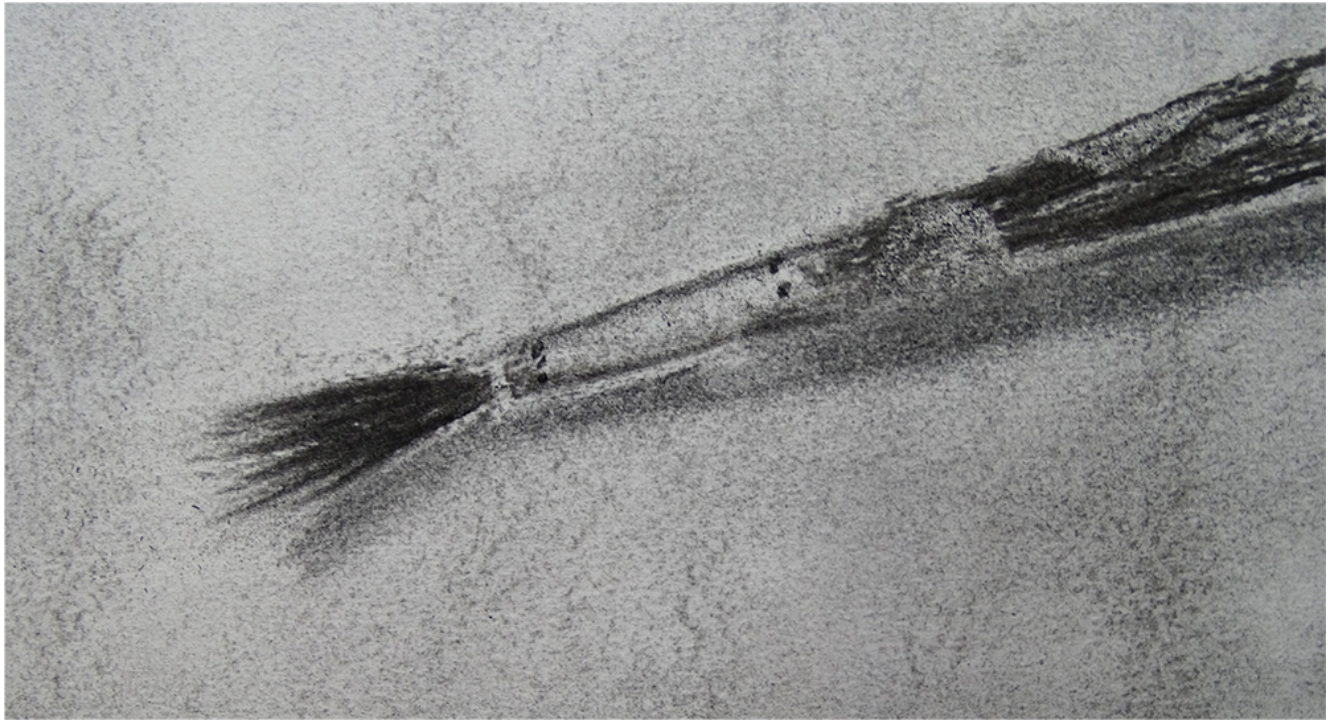


Sketchbook Exercise: Drawing Brushes with Charcoal

By Paula Briggs



Capturing different qualities of a brush with charcoal

Each week during the AccessArt Art Lab for ages 11, 12, and 13 at Wysing Arts Centre, students will be working in their sketchbooks undertaking a five or ten minute exercise.

The sketchbooks have been kindly donated by Pink Pig International and as well as filling them with the drawing exercises, children are also encouraged to use the books to help explore ideas related to the main session. Creating sketchbook content like this which is a mixture of exercises and personal study should help fuel creativity and ownership.

[See all the sketchbook exercises undertaken during these sessions here.](#)

To Begin


I wanted to give children the opportunity to begin an exploration of charcoal. In [last weeks exercise](#) we explored how we can use different grades of pencil to add interest and expression to our drawings. This week I wanted them to experience how they can use different parts of the charcoal (i.e. side, end) with different amounts of pressure (light medium, hard) to create varied and expressive marks.

The challenge to the children:


Make a five minute drawing using different pressures and different parts of the charcoal to help communicate the particular qualities of a brush (the soft bristles, the metal, the wood)

Children were also encouraged to create a "ground" by laying down charcoal and knocking it back with their fingers. Children also used putty rubbers to create white space amongst the grey tones.

Working to the five minute limit meant children did not overwork their images, which is easy to do with charcoal.




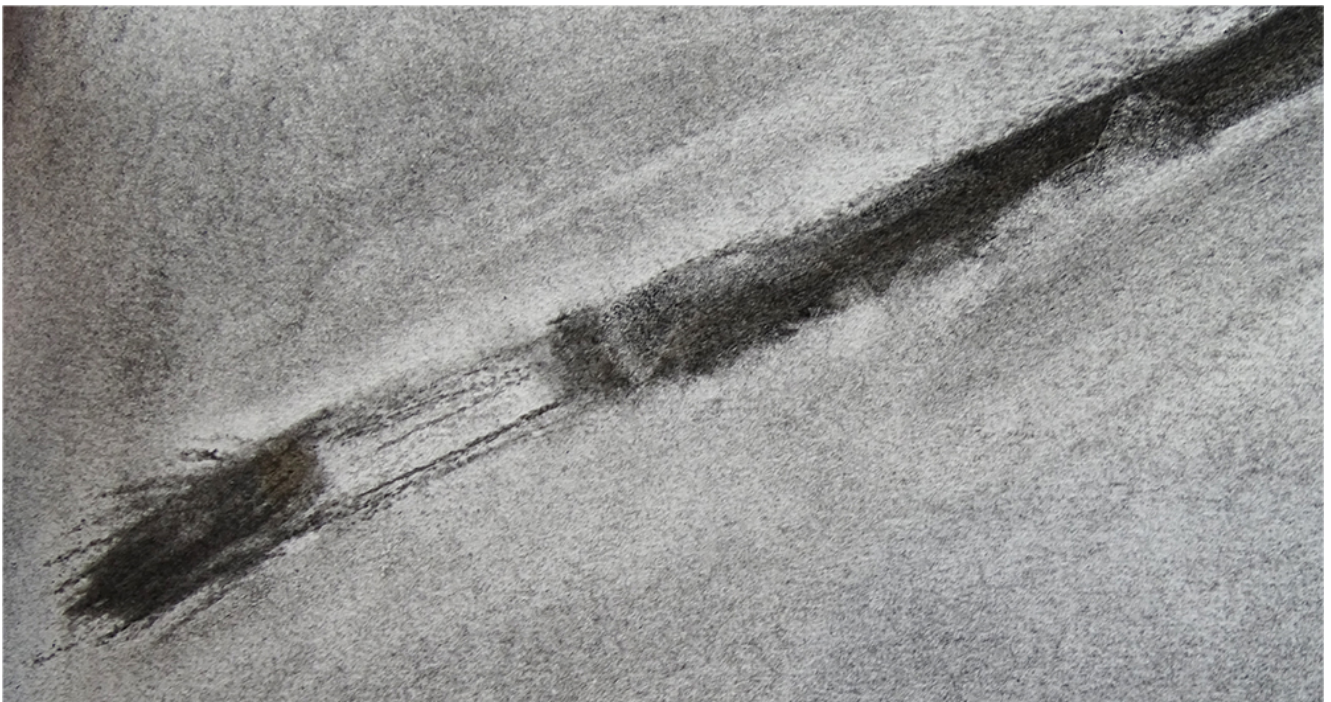

Laying down a ground




Using the charcoal in different ways







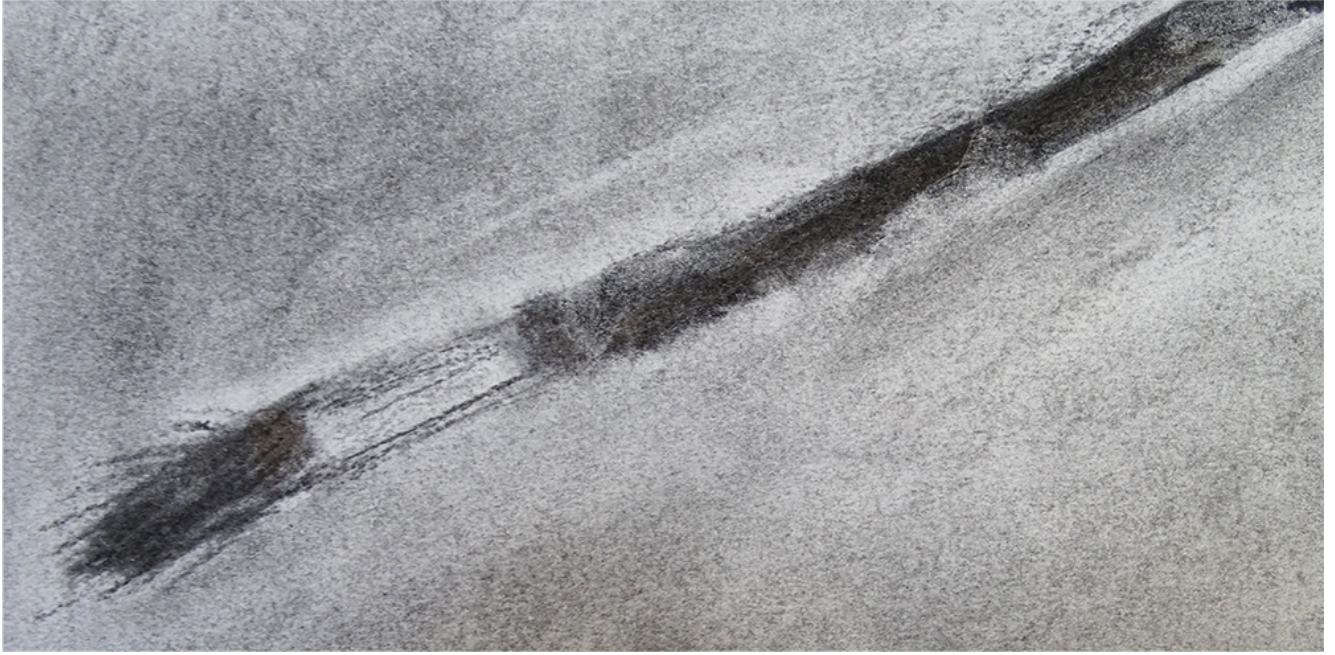


Charcoal drawing of a brush.









Many thanks to the children from the AccessArt Art Lab

[Many thanks to Pink Pig International for the Sketchbooks](#)



50 Minutes Looking and Sketching Autumn Leaves

With rich colours and shapes everywhere, a wonderful opportunity to use sketching to tune into this beautiful time of the year.

Teenagers Write A Letter, A Postcard, A Poem or A Narrative in Invented Text

What is a Canvas? Exploration Activity


Teenagers Use Touch to Draw and Explore Small Objects

“Feely Drawings” or Drawing by Touch – a 5 minute drawing exercise



This short icebreaker or warm up exercise, led by Paula Briggs at the Drawing Workshops for ages 6 to 10, encourages the children to relax into their drawing session.

Introducing Graphite and Blind Drawing



Teenagers explored mark making, drawing 'blind' with the age old drawing tool 'the pencil' and softer graphite sticks. Sheila Ceccarelli

Building and Drawing

Feeling Our Way Around Wool

Early Primary Sketchbook Exploration

Lights | Camera | Action | we
all love glow-in-the-dark
tape! By Sara Dudman

Drawing with a Ruler

You May Also Like...

Pathway: Exploring Form Through Drawing




This is featured in the 'Exploring Form Through Drawing' pathway

Pathway: Stick Transformation project




This is featured in the 'Stick Transformation Project' pathway

The drawing journey



**See Drawing Projects for Children for
more Drawing Exercises**



Developing Sketchbook Work

with Pink Pig Sketchbooks

Find more drawing and making ideas!



[Drawing Projects for Children and Make, Build, Create. Blackdog Publishing 2015/2016](#)

Drawing Outside & Never-Ending Landscapes

Year Three Pupils Explore Stencils, Composition and Expressive Mark Making with Oil Pastels

You May Also Like...

Pathway: working with shape and colour



[This is featured in the 'Working with Shape and Colour' pathway](#)

Talking Points: Henri Matisse Cut Outs



Talking Points: Romare Bearden

...**What** I have tried
to do in my collages is
bring the Afro American
experience into art and
**GIVE IT A
UNIVERSAL
DIMENSION.**

Linking Flock Together to your Curriculum: Key Stage 1

Using Monoprinting and Sketchbooks to Explore GCSE English Literature Poetry

A session for teenagers exploring how a hands on creative activities might engage students in their revision, and how monoprinting and sketchbook processes might aid a personal connection to the poetry text.

Playing with tape, projectors, Wicky Sticks and so much more!

Accessible approaches for collaborative drawing with visually impaired students with Sara Dudman and Debbie Locke at the Thelma Hulbert Gallery in Devon

Water and Rock: Teenagers explore building drawings with graphite and modroc

Teenagers look at pieces of chalk and flint and explore the physicality of rocks and geological processes with graphite and plaster.

Year 3 & 4 Making Club: Animal Parade – Week One

To use our Carnival Mask Template to create animal masks for an Animal Parade at the end of this half term.

Drawing Flames

Teenagers are led on several guided drawing exercises exploring mark making to the rhythm of a burning flame.

Bold Autumn Still Life

Teenagers engaged in creating bold still life drawings