


Shrinkle Spaces

By Paula Briggs

In the AccessArt art club for ages 7, 8 and 9, we had fun this week using Shrinkles. For those that haven't used them before, Shrinkles are sheets of plastic which can be drawn and coloured, and which when baked in an oven for just a few seconds, shrink down to 1/7 of their former size. In addition to pre-printed sheets, you can also buy plain white and clear sheets, making them ideal for an art project such as this. Children love using them - the end results are captivating as the mark making too, shrinks down. The plastic becomes thicker so the end results feels permanent and product-like.



People and spaces with Shrinkle paper

The Subject Matter

After the [previous session in which we built quick clay figures in response to a sculpture](#), in this session I wanted to give the children the opportunity to explore how they might create groups of figures, and also create the space in which the groups existed. By working with individual elements (characters, objects, architectural shapes), I hoped the children would use a sense of play to experiment with building an occupied space which told a story.

	Please log in here to access full content.	
Username		<input type="text"/>
Password		<input type="password"/>
	<input type="button" value="Login"/>	<input checked="" type="checkbox"/> Remember me
	Forgot Password	

To access all content, I would like to join as...

An Individual



Creative practitioners, educators, teachers, parents, learners...

From £3.50

An Organisation...



Schools, Colleges, Arts Organisations: Single and Multi-Users
From £42

AccessArt is a UK Charity and we believe everyone has the right to be creative. AccessArt provides inspiration to help us all reach our creative potential.

Responding to Place by Claire

Louise Mather

Creating and Drawing an Art Installation

Nest

See This Resource Used in Schools...








You May Also Like...

**Pathway: Sculpture, Structure,
Inventiveness & determination**



This is featured in the 'Sculpture, Structure, Inventiveness & Determination' pathway

Talking Points: What can we learn from birds



Drawing source material: nests





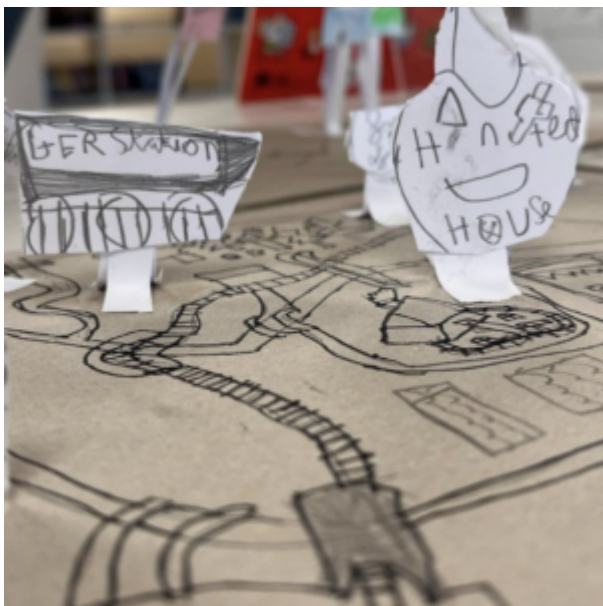
**Working Collaboratively in
School: Cell Design by Karen
Wicks**

3-D Visual Maps for Children

**See the Resource Used in
Schools...**







You May Also Like...

Pathway: Typography and Maps



[This is featured in the 'Typography and Maps' pathway](#)

Talking Points: What is Typography?



Talking Points: Louise Fili




Talking Points: Chris Kenny



Talking Points: Grayson Perrys 'Map of Days'



Talking Points: Hogwarts' Maps




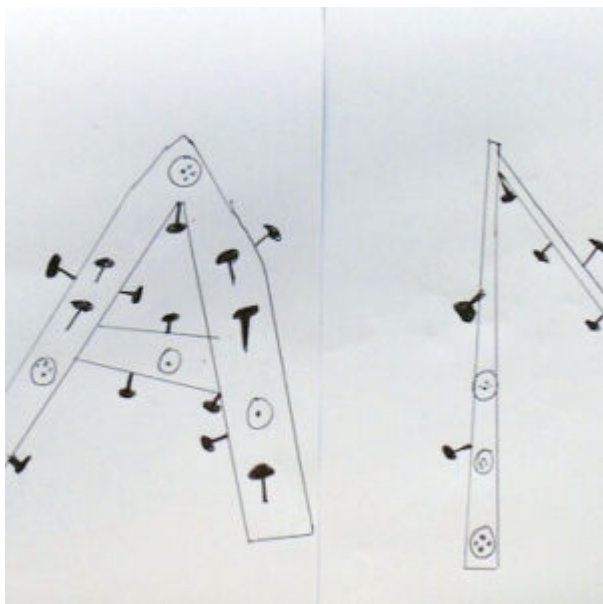
Talking Points: Paula Sher




Typography for Children

See the Resource Used in
Schools...









You May Also Like...

Pathway: Typography and Maps




[This is featured in the 'Typography and Maps' pathway](#)

Talking Points: What is typography?



Talking Points: Louise Fili



Relief Printing and Plaster Casting with Ursula Kelly

In-Depth Drawing Experience for Teenagers by Betsy Dadd

**Inspired by Miro – Collage,
Automatic Drawing, &
Sculpture**

You May Also Like...

**Visual Arts Planning Collections:
Cardboard and paper**



CARDBOARD ENGINEERING CHALLENGE



AN INTRODUCTION TO SCULPTURE




Woodland Exploration by

**Caroline Wendling & Deborah
Wilenski**

Hedgerow Art by Sara Dudman

**See This Resource Used In
Schools...**









Looking, Talking and Celebrating

Teenagers from AccessArt's Experimental Drawing Class for Teenagers enjoy reflecting on their work and sharing it with friends and family.

Drawing with Wire: The Polymeric Approach by Julie de Bastion

You May Also Like...


Visual Arts Planning Collections:
Literacy



Accessart wire resources



drawing with wire



Drawing on Pebbles to Make Treasured Fossils

Using a variety of drawing media on a variety of found surfaces to create a collection of fossils. [Full AccessArt](#)

[Members Only](#)

Using Pastels to Capture Texture

Using soft pastel and graphite in an intuitive way to capture a sense of texture. [Full AccessArt Members Only](#)

Sculptural Pots

Scraperboard Lookalikes

Woodcut

Making simple scraper board drawings with oil pastel and acrylic paint, which take on the appearance of woodcuts. [Full AccessArt Members Only](#)

“Light Bulb Art” with Sharon Gale

Drawing Materials Sample Cards

Drawing project to create sample drawing material cards which can be used for future reference and inspiration. [Full AccessArt Members Only](#)