


Drawing with a Ruler

By Paula Briggs

Here's a simple but effective exercise we used with children aged 8, 9 and 10, to help them explore a new way of seeing and drawing.

We were drawing semi-precious stones as part of a drawing/making project at an AccessArt Mini Art School session. As part of our sketchbook work, the children made a number of drawings in various media, and in this exercise I invited the children to try to see (and represent in their drawing) the feeling of structure and volume within the semi-precious stones.



Drawing with a ruler

	Please log in here to access full content.	
Username		<input type="text"/>
Password		<input type="password"/>
	<input type="button" value="Login"/>	<input checked="" type="checkbox"/> Remember me
	Forgot Password	

To access all content, I would like to join as...

An Individual



Creative practitioners, educators, teachers, parents, learners...

From £3.50

An Organisation...



Schools, Colleges, Arts Organisations: Single and Multi-Users
From £42

AccessArt is a UK Charity and we believe everyone has the right to be creative. AccessArt provides inspiration to help us all reach our creative potential.

You May Also Like...

Pathway: Exploring Form Through Drawing




[This is featured in the 'Exploring Form Through Drawing' pathway](#)

Pathway: Stick Transformation project




[This is featured in the 'Stick Transformation Project' pathway](#)

The drawing journey



**See Drawing Projects for Children for
more Drawing Exercises**



Developing Sketchbook Work

with Pink Pig Sketchbooks

Find more drawing and making ideas!



[Drawing Projects for Children and Make, Build, Create. Blackdog Publishing 2015/2016](#)

Drawing Outside & Never-Ending Landscapes

Our River – Year Five Pupils Build a Communal Drawing in Four Steps

Year Three Pupils Explore Stencils, Composition and Expressive Mark Making with Oil Pastels

You May Also Like...

Pathway: working with shape and colour



This is featured in the 'Working with Shape and Colour' pathway

Talking Points: Henri Matisse Cut Outs



Talking Points: Romare Bearden

...**What I** have tried
to do in my collages is
bring the Afro American
experience into art and
**GIVE IT A
UNIVERSAL
DIMENSION.**

Linking Flock Together to your Curriculum: Key Stage 1 – 3

Using Monoprinting and Sketchbooks to Explore GCSE English Literature Poetry

A session for teenagers exploring how a hands on creative activities might engage students in their revision, and how monoprinting and sketchbook processes might aid a personal connection to the poetry text.

Doppelganger Drawing

Drawing for Science, Invention & Discovery Even If

You Can't Draw by Paul Carney

Visualisation Drawing

Adaptation Drawing

Trial and Error Drawing

Methodical Drawing

Serendipity Drawing

Simple Easter Sketchbook

Playing with tape, projectors, Wicky Sticks and so much more!

Accessible approaches for collaborative drawing with visually impaired students with Sara Dudman and Debbie Locke at the Thelma Hulbert Gallery in Devon

Water and Rock: Teenagers explore building drawings with graphite and modroc

Teenagers look at pieces of chalk and flint and explore the physicality of rocks and geological processes with graphite and plaster.

Year 3 & 4 Making Club: Animal Parade – Week One

To use our Carnival Mask Template to create animal masks for an Animal Parade at the end of this half term.

Drawing Flames

Teenagers are led on several guided drawing exercises exploring mark making to the rhythm of a burning flame.

Life Drawing: Using Tone by Hester Berry