

Alternative Fashion

By [Jan Miller](#)



Jan Miller is an Art and Design Technology teacher and magazine editor with 25 years' experience. In this post Jan describes a fashion and textiles project delivered to a class of Year 5s and 6s where the group were encouraged to create unique fashion designs using a range of processes.

The project was developed over several lessons, but any one of the activities could be completed as a standalone task,

depending on the availability of materials and paper size. The activity is suitable for any age, any setting – kitchen table craft, activity group or lesson. Children can work in pairs and younger/older pupils could also engage with this project.

Introduction

Children often make imaginative figure drawings in their leisure time and this joyful project was a development of this interest. The figure has always been a source of focus for artists through time and there are several artists who could be used as inspiration. We wanted a fun and engaging approach, whilst building skills and working with spontaneous techniques in a creative environment – by creating our own fashion school and designing unique clothes.

	Please log in here to access full content.	
Username	<input type="text"/>	
Password	<input type="password"/>	
	<input type="button" value="Login"/>	<input checked="" type="checkbox"/> Remember me
	Forgot Password	

To access all content, I would like to join as...

An Individual



Creative practitioners, educators, teachers, parents, learners...

From £3.50

An Organisation...



Schools, Colleges, Arts Organisations: Single and Multi-Users
From £42

AccessArt is a UK Charity and we believe everyone has the right to be creative. AccessArt provides inspiration to help us all reach our creative potential.

You Might Also Like...

2d and 3d Fashion Designs using Painted Paper



Barbie and Ken Transformation



Puppets Inspired by Historical Paintings



Working on Black Paper

You Might Also Like...

Drawing Spirals



Thinking Silhouettes



Painting with Poster Paint



Coat-hanger Shells

You Might Also Like...

Drawing and Making Flowers



Painted and Sculptural Plant Pots



Drawing Insects with Wire



Deconstructing to Help You See

You May Also Like

ten minutes, five times a week



the drawing journey



all drawing resources



Introduction to Ink

You May Also Like


Graphic inky still life



See Three Shapes



see [all ink resources](#)



Artist Studio Series: Alej Ez

**Collecting,
Drawing**

Arranging,

**DALER 
ROWNEY**



You May Also Like...

Finding circles



Shells: Observational and imaginative drawing



Still Life Compositions



Modelling Monsters

You May Also Like

fruit and veg head



clay pens



articulated beasts



Introduction to Colour

Pencils

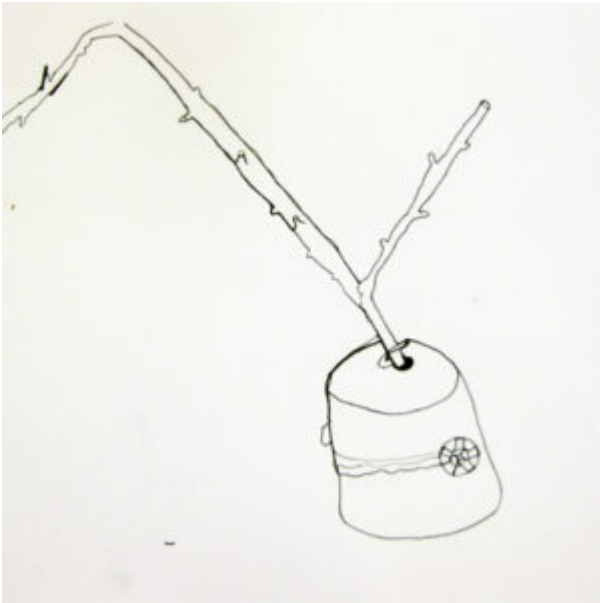
Insect Hotels

You May Also Like

patterns with nature



Continuous Line Drawings of sticks



Making a Mask from Sticks and Tissue Paper



Painting with Poster Paint

"I really like how this resource provides lots of interesting and exciting ways for poster paint to be used. It combines observational drawing and painting with more abstract pattern

providing a breadth of exploration. Giving learners the opportunity to explore the properties of poster paint as well as seeing how it responds to different materials will help to nurture imaginations as well as providing support for the development of basic skillsets.” – Rachel, AccessArt

Drawing with Soft Pencils



DALER ROWNEY

You May Also Like

Shells: Observational and Imaginative Drawing



All graphite resources



introduction to graphite



Explore Wax Crayon

DALER 
ROWNEY



You May Also Like...

Collaging with Wax Crayon Rubbings



Red to Green: Wax Resist and Scraffito



Autumn Floor Textiles



Explorer's Books: Collecting Colour



Concertina Landscapes

See This Resource Used In Schools...



You May Also Like

Manipulating Forms in Landscape Painting



Imaginary Landscape



Digital Collage and Image Manipulation


You May Also Like...

Pathway: Explore and Draw



[Featured in the 'Explore and Draw' Pathway](#)

Talking Points: Artists as Collectors and explorers



insect hotels



Taking Photos of 3D Artwork

You May Also Like...

Pathway: An Exploration of Coal Mining




[This resource is features in the 'An Exploration of Coal Mining' pathway](#)

Exploring Scale with Green Screen



painting on a screen



Collaging with Wax Crayon Rubbings

DALER 
ROWNEY



**See This Resource Used In
Schools**





You May Also Like...

Transforming Objects



Autumn Floor Textiles



Imaginary landscapes



Exploring A Midsummer Night's Dream: Recounting the Story

Exploring A Midsummer Night's Dream: Making Magic Spells

Exploring A Midsummer Night's Dream: Creating a Forest Collage Part Two