

Nests: With Dry and Wet Media

By [Mandy Barrett](#) and [Jo Blaker](#)

In this third of a series of three posts, Teacher Mandy Barrett and Artist Jo Blaker journey on a project that considers the materials and structures of nests. In this third post the class begin to refine their nest drawings using pencils, oil pastels and ink.

Click on the links to [post one: Materials, Tools, Testing and Sketchbooks](#) and [post two: Observational Ink Drawing](#).



	Please log in here to access full content.
--	--

Username	<input type="text"/>
Password	<input type="password"/>
	<input type="button" value="Login"/> <input checked="" type="checkbox"/> Remember me
	Forgot Password

To access all content, I would like to join as...

An Individual



Creative practitioners, educators, teachers, parents, learners...

From £3.50

An Organisation...


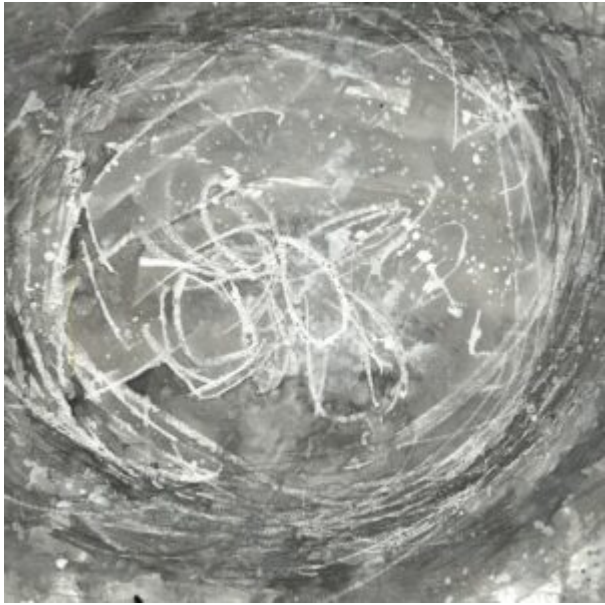


Schools, Colleges, Arts Organisations: Single and Multi-Users
From £42

AccessArt is a UK Charity and we believe everyone has the right to be creative. AccessArt provides inspiration to help us all reach our creative potential.

**See This Resource Used In
Schools...**









You May Also Like...

Pathway: Sculpture, Structure,
Inventiveness & determination



[This is featured in the 'Sculpture, Structure, Inventiveness & Determination' pathway](#)

Talking Points: What can we learn from birds



Drawing source material: nests



**Nests: Observational Ink
Drawing**

See This Resource Used In Schools...



You May Also Like...

Pathway: Sculpture, Structure,
Inventiveness & determination



This is featured in the 'Sculpture, Structure, Inventiveness & Determination' pathway

Talking Points: What can we learn from birds



Drawing source material: nests



**Nests: Materials, Tools
Testing and Sketchbooks**

**See This Resource Used In
Schools...**



You May Also Like...

**Pathway: Sculpture, Structure,
Inventiveness & determination**



This is featured in the 'Sculpture, Structure, Inventiveness & Determination' pathway

Talking Points: What can we learn from birds



Drawing source material: nests



A Visual Poetry Zine with Monotype


Use monoprint, paint and collage to create zines inspired by poetry.

Dance and Drawing

Charcoal Cave

See This Resource Used In Schools...





You May Also Like...

Pathway: Gestural Drawing with charcoal



[This is featured in the 'Gestural Drawing with Charcoal' pathway](#)

Talking points: Edgar degas



Talking Points: What is Chiaroscuro?



Talking Points: Cave Art



Session Recording: exploring Charcoal




Basic and Budget Friendly Art Materials for Primary Schools

Introduction to Charcoal

World War 1 And The Work Of Paul Nash

See This Resource Used In Schools...







Home Made Inks

The AccessArt Drawing Journey for Primary Children: Aims and Intent

Key Concepts for Primary

Schools in Drawing for ages 5 to 7

Key Concepts for Primary Schools in Drawing for ages 7 to 9

Key Concepts for Primary Schools in Drawing for Ages 9 to 11

What Is A Drawing Tool?

Still Life Compositions: Inspired by Cezanne

What We Like About This Resource...

“This activity walks through a number of different processes and taps into multiple skills. This provides a rich exploratory project for children to fully immerse themselves in. Cezanne was the focus artist for this project, but other contemporary still life painters could be used as starter inspiration. We actually advocate showing the work of more than one artist as this builds knowledge of how approaches to painting, drawing etc differ. This also helps children move towards a personal response rather than creating a ‘copy’ of one particular artist’s work” – Rachel, AccessArt

You Might Also Like...

Pathway: Exploring Still Life



[This is featured in the 'Explore Still Life' pathway](#)

Talking Points: Paul Cezanne



talking points: Contemporary still life



talking points: Flemish and Dutch Still Life Painters



Which Artists: Claire Harrup

What We Like About This Resource...

“We really enjoyed reading about the process of creating art work according to a design brief and how the experience of this differs to when an artist begins with their own idea or concept. That’s not to say an artist can’t approach a brief with their own individual style and ideas, but what this post shows us is that there can be a balance between the two. This would be a great resource to show older KS pupils who may be beginning to consider their options beyond Primary School”. – *Rachel, AccessArt*

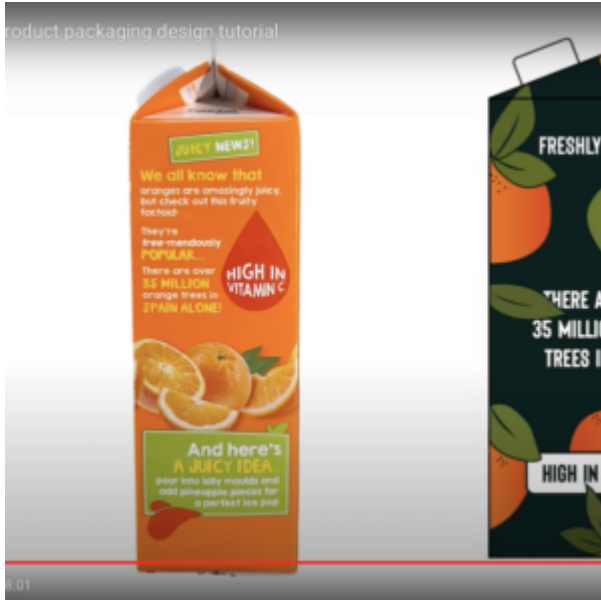
You Might Also Like...

Pathway: 2D Drawing to 3D Making



This is featured in the '2D Drawing to 3D Making' pathway

Talking Points: Packaging Design




What is Typography



Which Artist: Rachel Parker



Repeating Patterns



Block Printing Repeat Patterns



Which Artists: Ava Jolliffe

Which Artists: Jason Line

What We Like About This Resource...


“It’s always so inspiring to hear how different artists work and we particularly like the detailed references Jake makes to his process – marking out the composition using neutral tones; adding and taking away compositional elements and gradually

building in more colour and detail. Delivering a still life session in a classroom could begin with this process and encourage the practice of looking at positive and negative space. Some suggested resources below also touch on this". – *Rachel, AccessArt*

You Might Also Like...



[Tackling Still Life for Children](#)



Drawing Negative Space



Visual Arts Planning: Still Life

Dropped Cone Sculptures with Julia Rigby

What We Like About This Resource...

“There’s a really fun element to this activity which is you can imagine all children really enjoying! The idea of food on large scale is a great starter for a sculpture project and an early

exploration of working in 3D. What's really positive to see in this project is how the children used their sketchbooks to design their ice creams prior to working in 3D. They then had the opportunity to re visit and refine their ideas as they worked. This provides a solid foundation for the concept of design development and design through making- both of which underpin any visual arts or design project or profession. For more support on how to develop sketchbook practice in your setting please see our [Sketchbook Journey](#)" – Rachel, AccessArt

You Might Also Like...



[Art Club Cafe](#)



Communal Drawing: Summer Picnic



Redesigning Food Packaging