

Layers

Teenagers draw on layers of acetate to make a palimpsest with Melissa Pierce Murray.

Simple Animation: Making a Flick Book


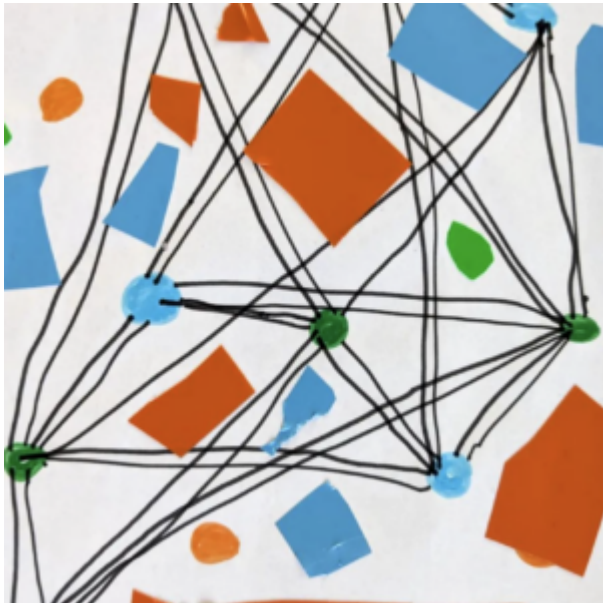
Flick books are a great way to make simple animations.

Nursery Night Time Collage

Inspired by the AccessArt Village, artist Rachel Thompson works with pre-school aged children in St Matthew's Nursery School, Cambridge to make their very own night time scenes with collage and wax-resist.

Rules and Resolutions

See This Resource Used In Schools...





You May Also Like...

Pathway: Exploring pattern



[This is featured in the 'Exploring Pattern' pathway](#)

Talking points: Andy Gilmore



talking points: Louise Despont



Japanese Sushi Inspires Our Art

Jan Miller leads a project enabling children to explore materials and learn from another culture by creating colourful, large-scale mixed media drawings inspired by food from Japan. This activity is suitable for older KS1 and KS2 children.

Spotting Potential and Nurturing a Young Talent

You May Also Like...

Visual Arts Planning Collections:
Portraits



Assessment & Progression



Three Approaches to Drawing

Melissa Pierce Murray proposes three approaches to challenge habitual ways of drawing by expanding the repertoire of marks and approaches.

Teaching Children to See Shapes Objectively by Hester Berry

Introduction to Portraits by Hester Berry

You May Also Like...

Visual Arts Planning Collections:
Portraits



basic concepts in drawing and painting



**Introduction to 'Tone' by
Hester Berry**

7 & 8 Year Olds Explore MonoPrinting & Oil Painting

Drawing with Scissors: Screen Printing Workshop in 3 Stages, Inspired by Matisse

Painting a Bluebell Forest in Cyan, Magenta and Process Yellow on a Large Scale

In this project young teenagers were given the opportunity to paint on a larger scale; to explore working big whilst immersing themselves in colour. We were all inspired by the spring!

Students transformed the room into a bluebell forest in cyan, magenta and process yellow Scolaquip acrylic paint. By Sheila Ceccarelli

How to Make Beautiful, Liquid Drawings Inspired by Degas

This resource looks at drawings by the French artist, Edgar Degas (1834-1917), and how to enable the production of beautiful, 'inky drawings' in the classroom. This resource was created in collaboration with AccessArt and the Fitzwilliam Museum, Cambridge.

Primal Painting

You May Also Like...

Pathway: using natural materials to make images



[This is featured in the 'Using Natural Materials to Make Images' pathway](#)

Talking Points: Frances Hatch



Talking Points: Anna Atkins




Talking Points: What is a cyanotype



Talking Points: Cave Art



Talking Points: Artists as explorers and collectors



From Bones and Body to

Structure and Form – by Melissa Pierce Murray

Artist Melissa Pierce Murray worked with teenagers from AccessArt's Experimental Drawing Class on a series of workshops which physically explored drawing and sculptural responses to form, forces and anatomy.

Making Sculptural “Wild Things” (Session 2 & 3)

See This Resource Used In
Schools...







You May Also Like...

Pathway: Drawing and Making Inspired by Maurice Sendak



[This resource is featured in the 'Drawing and Making Inspired by Maurice Sendak' pathway](#)

talking points: maurice sendak



session recording: exploring modroc



**Drawing our own “Wild Things”
to Inhabit our Imagined
Landscape**

You May Also Like...

**Pathway: Drawing and Making Inspired by
Maurice Sendak**



[This resource is featured in the 'Drawing and Making Inspired by Maurice Sendak' pathway](#)

talking points: maurice sendak



Life Drawing Inspired by “Where the Wild Things Are”

See This Resource Used In
Schools...



You May Also Like...

Pathway: Drawing and Making Inspired by Maurice Sendak



[This resource is featured in the 'Drawing and Making Inspired by Maurice Sendak' pathway](#)

talking points: maurice sendak



Adding Colour to Shared Ink Drawing Inspired by “Where the Wild Things Are”

See This Resource Used In Schools...











You May Also Like...

Pathway: Drawing and Making Inspired by Maurice Sendak



[This resource is featured in the 'Drawing and Making Inspired by Maurice Sendak' pathway](#)

talking points: maurice sendak

