

Fruit Plates

By [Jan Miller](#)

Jan Miller is an Art and Design teacher with more than 25 years' experience working in formal education settings, currently teaching ages 4-15. In this pupil favourite, Jan demonstrates the process of creating still-life mixed-media paintings with Year 5 learners, using fruit and patterned plates as the subject.

This three-part activity, delivered across three one-hour sessions, was developed to help learners experiment with using colour mixing to capture tone and form. In addition to building their understanding of primary and secondary colours, learners practised their observational skills and explored new materials and techniques throughout each session. Each technique was demonstrated to ensure the activity was fully inclusive for mixed-ability and SEND learners, who were able to work independently to create unique mixed-media pieces.

[Log in](#) below as a member to see the full resource.



	Please log in here to access full content.	
Username	<input type="text"/>	
Password	<input type="password"/>	
	<input type="button" value="Login"/>	<input checked="" type="checkbox"/> Remember me
	Forgot Password	

To access all content, I would like to

join as...

An Individual



Creative practitioners, educators, teachers, parents, learners...

From £3.50

An Organisation...



Schools, Colleges, Arts Organisations: Single and Multi-Users
From £42

AccessArt is a UK Charity and we believe everyone has the right to be creative. AccessArt provides inspiration to help us all reach our creative potential.

You May Also Like...

working on black paper



cut paper still life collage



graphic inky still life




Adapting AccessArt: Sequence and Story Building

You May Also Like...

3-panel drawing challenge

3.



Drawing Stories



Movement Maps

Finding Marks Through Drawings Made by Artists

See This Resource Used In Schools





You May Also Like...

Pathway: Typography and Maps



[This is featured in the 'Typography and Maps' pathway](#)

Pathway: Cloth, thread, paint



[This is featured in the 'Cloth, Thread, Paint' pathway](#)

Session Recording: Finding Marks Made by Artists

The screenshot shows a website page with the following elements:

- Page Title:** Developing Mark Making Skills - Drawing Exercise
- Header:** Vrt Sharing Visual Arts Inspiration
- Navigation:** HOME, 1000+ VISUAL ARTS RESOURCES, AREAS OF EXPERTISE, I AM..., JOIN AS A STARTER
- Article Title:** Finding Marks Through Drawings Made by Artists
- Author:** By Paula Briggs
- Text:** This resource shares a way to introduce learners to the diversity of mark making at their disposal when making drawings. By deconstructing drawings made by artists, we can begin to build our own vocabulary of marks, and start to make our own creative decisions about when to use a certain mark in a particular context, and understand how the marks we choose will affect the final drawings.
- Image:** A drawing of two birds, possibly terns, standing on a dark surface in front of a background of vertical lines.
- Right Sidebar:**
 - #Inspire**
 - Inspired by our resources? make using @inspirevrt on facebook and twitter! @vrt on instagram & quite the art!
 - Thank you!
 - FIND RESOURCES ABOUT:** Search
 - MEMBERSHIP**
 - Register for
 - Join Access

Mark Making & Sound: Part Three

You May Also Like...

Pathway: Music and art



[This is featured in the 'Music and Art' pathway](#)

Mark Making & Sound: Part One



Mark Making & Sound: Part Two



Mark Making & Sound: Part Two

You May Also Like...

Pathway: Music and art




[This is featured in the 'Music and Art' pathway](#)

Mark Making & Sound: Part One



Mark Making & Sound: Part Three



Mark-Making & Sound: Part One

You May Also Like...

Pathway: Music and art




[This is featured in the 'Music and Art' pathway](#)

Mark Making & Sound: Part Two



Mark Making & Sound: Part Three



Drawing to a Slow Rhythm



Inspired by Miro



Drawing to Music



Patterns with Nature


You May Also Like...

Pathway: Explore and Draw




[Featured in the 'Explore and Draw' Pathway](#)

Talking Points: Artists as Collectors and explorers



AccessArt Digital Resources



Shells: Observational

and Imaginative Drawing

You May Also Like...

Still Life Compositions



Drawing Spiral Snails



Drawing Spirals




One Roll of Paper, Two Activities

Drawing Small

You May Also Like...

**Pathway: Exploring the
world through mono print**



This is featured in the
'Exploring The World
Through Mono print'
pathway

Drawing Large



Pastel and Rubber Chiaroscuro Drawings


**Show Me What You
See: Drawing
Inspired by Anglo
Saxon Architecture**


Around Wool

Early Primary
Sketchbook
Exploration

Drawing Spirals

See How This Resource Is Used In Schools...







You May Also Like...

Pathway: Spirals



[Featured in the 'Spirals Pathway'](#)

Talking Points: Molly Hausland



The ancient art of kolam



Drawing with a Ruler

You May Also Like...

Pathway: Exploring Form Through Drawing



[This is featured in the](#)


'Exploring Form Through Drawing' pathway

Pathway: Stick Transformation project




This is featured in the 'Stick Transformation Project' pathway

The drawing journey



See Drawing Projects for Children for more Drawing Exercises



Developing Sketchbook Work with Pink Pig Sketchbooks

Find more drawing and
making ideas!



Drawing Projects for
Children and Make, Build,
Create. Blackdog
Publishing 2015/2016