

# Using Colour to Develop Gestural Drawing

By Paula Briggs



Gestural drawing is a useful exercise to help children make free, intuitive sketches. It reminds us to see the “whole” before putting down the detail of any single part of a drawing. Gestural drawings are fluid and energetic and can stand alone or be used as preliminary sketches as the basis for more developed drawings.

This resource describes an adaptation of a gestural drawing exercise uses layered colours of ink to help develop awareness of the stages of a gestural drawing, and to add an energy to the finished result.

	<b>Please log in here to access full content.</b>	
Username		<input type="text"/>
Password		<input type="password"/>
	<input type="button" value="Login"/>	<input checked="" type="checkbox"/> Remember me
	<a href="#">Forgot Password</a>	

**To access all content, I would like to join as...**

**An Individual**



**Creative practitioners, educators, teachers, parents, learners...**

**From £3.50**

## An Organisation...



Schools, Colleges, Arts Organisations: Single and Multi-Users  
From £42

*AccessArt is a UK Charity and we believe everyone has the right to be creative. AccessArt provides inspiration to help us all reach our creative potential.*

---

---


## Backwards Forwards Drawing



# Exercise

## You May Also Like...

**Pathway: Exploring the world through mono print**



[This is featured in the 'Exploring The World Through Mono print' pathway](#)

**Drawing Large**



**Drawing small**



---

## **The Anatomy of a Pencil**

**AccessArt has over 850 resources to help**

**develop and inspire your creative thinking, practice and teaching.**

**AccessArt welcomes artists, educators, teachers and parents both in the UK and overseas.**

**We believe everyone has the right to be creative and by working together and sharing ideas we can enable everyone to reach their creative potential.**

## **You May Also Like...**

**USING SKETCHBOOKS, DRAWING AND REFLECTIVE TOOLS IN THE 20TH CENTURY GALLERY**



**Beginner's Guide to Drawing Materials**



## **Drawing Insects with an H Pencil**



---

## **Animated Walk Cycle**

---

# Be Inspired to Inspire

---

## “Heart-Work” an Arts and Wellbeing Project for Young People

Arts and Minds: Time to Introduce Ourselves – A Sculpture Challenge



Arts and Minds: A ‘Heart-Work’ Conversation






## Arts and Minds: Asemic Writing and Invented Text



## Feeling Through Drawing



## **Drawing for Mindfulness**




## **Arts and Minds: Expressive Monoprinting on a Big Scale**




## **Constructing the World with Collage**



## **Building to the Limit**



## Manipulating Clay with Water



---

## Drawing Into Space with Melissa Pierce Murray

In this session, artist Melissa Pierce Murray invited students to create three-dimensional drawings from tape, string and

paper, using the entire room as our canvas.

---

## **Inky Objects with Melissa Pierce Murray**

In this workshop I introduced the idea of thinking of the piece of paper as an object to shape, rather than a picture plane to fill.

---

## **Animating with Charcoal**

---

## **Drawing with Objects by Melissa Pierce Murray**

Teenagers explore ideas of placement with artist Melissa P Murray by arranging or assembling objects to make compositions or maquettes.

---



# Teenagers Paint a Canvas with Scolaquip

---

## Teenagers Experiment with Glow in the Dark Paint and Rice with Artist Melissa Pierce Murray

teenagers at AccessArt's Experimental Drawing Class, I brought in UV reactive paint and markers, and surprised students by turning off the lights and shining a UV torch on the palates.

---

## AccessArt helps teachers at Belvue School to get ready for a Drawing Week

[Back to InSET & CPD](#)

## Teachers Battle it Out in Conversation with Marks on Paper



Teachers embarked on an exercise whereby they made marks on paper to have a conversation with a partner. This was a playful and fun exercise and teachers very much enjoyed both the process and outcomes.

## **Teachers Explore Pattern, Shape & Texture with Charcoal, Graphite, Masking Tape and Pastels**



This was the second session in the series and an introduction to pattern, shape and texture with charcoal and graphite, and an opportunity for teachers to break down any preconceived ideas about what drawing is and who drawing processes is for.

# **Play and Placement: Teachers Explore Approaches to Drawing**



This was the third and final session in the series, and an opportunity to play with creative mark-making and explore context and placement as an introduction to larger scale drawing and concepts around installation art.

**UK Charity AccessArt welcomes artists, educators, teachers and parents both in the UK and overseas.**

**We believe everyone has the right to be creative and by working together and sharing ideas we can enable everyone to reach their creative potential.**

**Join AccessArt from only £3.50 per month and enjoy full access to hundreds more resources!**

---

# **Play and Placement: Teachers Explore Approaches to Drawing**

This was the third and final session in the series, and an opportunity to play with creative mark-making and explore context and placement as an introduction to larger scale drawing and concepts around installation art.

---

## **Teachers Explore Pattern, Shape & Texture with Charcoal, Graphite, Masking Tape and Pastels**

An introduction to pattern, shape and texture with charcoal and graphite, and an opportunity for teachers to break down any preconceived ideas about what drawing is and who drawing processes is for

---

## **Teachers Battle it Out in**

# Conversation with Marks on Paper

After a series of warm up exercises which introduced drawing through feel, teachers embarked on an exercise whereby they made marks on paper to have a conversation with a partner.

---

**“Heart-Work” – A series of ‘Arts on Prescription’ style workshops for young people at Cambourne Village College with Arts and Minds; Led by Sheila Ceccarelli (Artist) and Yael Pilowsky Bankirer (Psychotherapist)**

This series of workshops with students at Cambourne Village College was part of the ‘Young People’s Pilot’, coordinated and managed Arts and Minds, a leading arts and mental health charity in Cambridgeshire. The sessions were led by Sheila Ceccarelli from AccessArt (artist) and Yael Pilowsky Bankirer (Psychotherapist)



---

# Landscape Painting: Tone in the Landscape

---

## Landscape Painting: A Collection of Resources by Hester Berry


Introduction to Landscape by Hester Berry



[This introduction to landscape painting is an exercise in looking and](#)

discovering, browsing and daydreaming.

## Landscape Painting: Tone in the Landscape



In this post Hester Berry explores tone as a crucial aspect of landscape drawing and painting.

## Landscape Painting: Plein Air Painting



Plein Air painting is the practice of painting outside, normally in front of one's subject.

**Landscape Painting: Colour in the Landscape**



Hester Berry shows how working with colour can be broken down, simplified and approached in a pragmatic way.

**landscape Painting: Expressive mark Making**



Practice and hone technical skills, use of tone and colour, observation and time spent in the landscape.

---

**Arts and Minds: Expressive Monoprinting on a Big Scale**