

# Collagraphs Inspired by Architecture

By Paula Briggs



Inspired by the amazing construction ["Amphis" by Folke Köbberling and Martin Kaltwasser at Wysing Arts Centre](#), children aged 10, 11 and 12 spent four weeks drawing, printmaking and constructing a creative response.

This resource shares how students made collagraphs inspired by drawings made of Amphis. [Part Two shares how students went on to make architectural constructions from foamboard and ink.](#) This creative process could be applied to any architecture in any context.

	<b>Please log in here to access full content.</b>	
Username		<input type="text"/>
Password		<input type="password"/>
	<input type="button" value="Login"/>	<input checked="" type="checkbox"/> Remember me
	<a href="#">Forgot Password</a>	

**To access all content, I would like to join as...**

**An Individual**



Creative practitioners, educators, teachers, parents, learners...

**From £3.50**

## An Organisation...



Schools, Colleges, Arts Organisations: Single and Multi-Users  
From £42

*AccessArt is a UK Charity and we believe everyone has the right to be creative. AccessArt provides inspiration to help us all reach our creative potential.*

---

---

## Graphic Inky Still Life!

# See This Resource Used In Schools...





# You Might Also Like...

Pathway: Exploring Still Life



[This is featured in the 'Explore Still Life' pathway](#)

Talking Points: Paul Cezanne



**talking points: Contemporary still life**



**talking points: Flemish and Dutch Still Life Painters**



# Self Portrait in Acrylic

## You May Also Like...

Visual Arts Planning Collections:  
Portraits




## project 13



---

# The Geometry of Chickens!

See This Resource Used In Schools...



---

# Graphite Sketches of Artist Retreats

## You May Also Like...

Pathway: Mixed Media Land and city scapes



[This is featured in the 'Mixed Media Land and City Scapes' pathway](#)

Talking Points: Vanessa Gardiner



## Talking Points: The Shoreditch Sketcher



## Talking Points: Kittie Jones



---


## **Using Colour to Develop Gestural Drawing**

---

## **Backwards Forwards Drawing Exercise**

### **You May Also Like...**

**Pathway: Exploring the world through mono print**



[This is featured in the 'Exploring The World Through Mono print' pathway](#)

**Drawing Large**



**Drawing small**



---

## **The Anatomy of a Pencil**

**AccessArt has over 850 resources to help develop and inspire your creative thinking, practice and teaching.**

**AccessArt welcomes artists, educators, teachers and parents both in the UK and overseas.**

**We believe everyone has the right to be creative and by working together and sharing ideas we can enable everyone to reach their creative potential.**

# You May Also Like...

## USING SKETCHBOOKS, DRAWING AND REFLECTIVE TOOLS IN THE 20TH CENTURY GALLERY



## Beginner's Guide to Drawing Materials



## Drawing Insects with an H Pencil



---

**Animated Walk Cycle**

---

**Be Inspired to Inspire**

---

**“Heart-Work” an Arts and Wellbeing Project for Young People**

## Arts and Minds: Time to Introduce Ourselves – A Sculpture Challenge



## Arts and Minds: A 'Heart-Work' Conversation



## Arts and Minds: Asemic Writing and Invented Text



## **Feeling Through Drawing**



## **Drawing for Mindfulness**




## **Arts and Minds: Expressive Monoprinting on a Big Scale**



## **Constructing the World with Collage**



## **Building to the Limit**



## **Manipulating Clay with Water**



---

## **Drawing Into Space with Melissa Pierce Murray**

In this session, artist Melissa Pierce Murray invited students to create three-dimensional drawings from tape, string and paper, using the entire room as our canvas.

---

## **Inky Objects with Melissa Pierce Murray**

In this workshop I introduced the idea of thinking of the piece of paper as an object to shape, rather than a picture plane to fill.

---

# **Animating with Charcoal**

---

# **Drawing with Objects by Melissa Pierce Murray**

Teenagers explore ideas of placement with artist Melissa P Murray by arranging or assembling objects to make compositions or maquettes.

---

# **Teenagers Paint a Canvas with Scolaquip**

---

# **Teenagers Experiment with Glow in the Dark Paint and Rice with Artist Melissa**

# Pierce Murray

teenagers at AccessArt's Experimental Drawing Class, I brought in UV reactive paint and markers, and surprised students by turning off the lights and shining a UV torch on the palates.

---

## AccessArt helps teachers at Belvue School to get ready for a Drawing Week

[Back to InSET & CPD](#)

### Teachers Battle it Out in Conversation with Marks on Paper



Teachers embarked on an exercise whereby they made marks on paper to have a conversation with a partner. This was a

playful and fun exercise and teachers very much enjoyed both the process and outcomes.

## **Teachers Explore Pattern, Shape & Texture with Charcoal, Graphite, Masking Tape and Pastels**



This was the second session in the series and an introduction to pattern, shape and texture with charcoal and graphite, and an opportunity for teachers to break down any preconceived ideas about what drawing is and who drawing processes is for.

## **Play and Placement: Teachers Explore Approaches to Drawing**



This was the third and final session in the series, and an opportunity to play with creative mark-making and explore context and placement as an introduction to larger scale drawing and concepts around installation art.

**UK Charity AccessArt welcomes artists, educators, teachers and parents both in the UK and overseas.**

**We believe everyone has the right to be creative and by working together and sharing ideas we can enable everyone to reach their creative potential.**

**Join AccessArt from only £3.50 per month and enjoy full access to hundreds more resources!**

---

# **Play and Placement: Teachers Explore Approaches to Drawing**

This was the third and final session in the series, and an opportunity to play with creative mark-making and explore context and placement as an introduction to larger scale drawing and concepts around installation art.

---

## **Teachers Explore Pattern, Shape & Texture with Charcoal, Graphite, Masking Tape and Pastels**

An introduction to pattern, shape and texture with charcoal and graphite, and an opportunity for teachers to break down any preconceived ideas about what drawing is and who drawing processes is for