

# What is a Canvas? Exploration Activity

By Paula Briggs



AccessArt Art Lab for ages 11, 12 and 13, explore "What is a Canvas?"

At the newly reformed AccessArt ArtLab held at [Wysing Arts Centre](#) for ages 11, 12 and 13, this term we have been exploring the question:

**"What is a Canvas"**

I wanted to give the children the opportunity to question the surface they paint on, and to explore how the personality of

"canvas" can affect the artwork. I wanted to try to get the children to think about the meaning of the word canvas in its most lateral sense.

## To Begin

We began this week's session with a simple exercise to help us begin to question the surface we draw or paint upon, and to start to understand how the character or nature of the given surface can impact upon the marks we make.

	<b>Please log in here to access full content.</b>	
Username	<input type="text"/>	
Password	<input type="password"/>	
	<input type="button" value="Login"/>	<input checked="" type="checkbox"/> Remember me
	<a href="#">Forgot Password</a>	

**To access all content, I would like to join as...**

**An Individual**



Creative practitioners, educators, teachers, parents, learners...

[From £3.50](#)

**An Organisation...**



Schools, Colleges, Arts Organisations: Single and Multi-Users  
From £42

*AccessArt is a UK Charity and we believe everyone has the right to be creative. AccessArt provides inspiration to help us all reach our creative potential.*

---

---

**Using Drawing as a Way of Understanding: University of**

# Liverpool Veterinary Science Schematic Drawing Task.

---

## Teenagers Use Touch to Draw and Explore Small Objects

“Feely Drawings” or Drawing by Touch – a  
5 minute drawing exercise



This short icebreaker or warm up exercise, led by Paula Briggs at the Drawing Workshops for ages 6 to 10, encourages the children to relax into their drawing session.

# Introducing Graphite and Blind Drawing



Teenagers explored mark making, drawing 'blind' with the age old drawing tool 'the pencil' and softer graphite sticks. Sheila Ceccarelli

---

## Building and Drawing

---

# Feeling Our Way Around Wool

---

## Early Primary Sketchbook Exploration

---

Lights | Camera | Action | we  
all love glow-in-the-dark  
tape! By Sara Dudman


---


## The August Creative Challenge Gallery – Week Four

---

## Drawing Spirals

# See How This Resource Is Used In Schools...







# You May Also Like...

## Pathway: Spirals



[Featured in the 'Spirals Pathway'](#)

## Talking Points: Molly Hausland



**The ancient art of kolan**



---

## Drawing with a Ruler

You May Also Like...

Pathway: Exploring Form Through Drawing




[This is featured in the 'Exploring Form Through Drawing' pathway](#)

**Pathway: Stick Transformation project**




[This is featured in the 'Stick Transformation Project' pathway](#)

**The drawing journey**



See **Drawing Projects for Children** for more **Drawing Exercises**



## **Developing Sketchbook Work with Pink Pig Sketchbooks**

**Find more drawing and making ideas!**



[Drawing Projects for Children and Make, Build, Create. Blackdog Publishing 2015/2016](#)

---

**Draw your Home: Collage, Stitch and Fabric Crayons**

---

**Drawing Outside & Never-Ending Landscapes**

---

# **Our River – Year Five Pupils Build a Communal Drawing in Four Steps**

---

**Inspired by Christo: Mixed  
Media Drawings**

---

**Drawing Space/Drawing in  
Space**

---

**Year Three Pupils Explore  
Stencils, Composition and  
Expressive Mark Making with  
Oil Pastels**

# You May Also Like...

Pathway: working with shape and colour



[This is featured in the 'Working with Shape and Colour' pathway](#)

Talking Points: Henri Matisse Cut Outs



## Talking Points: Romare Bearden

**...WHAT I** have tried  
to do in my collages is  
bring the Afro American  
experience into art and  
**GIVE IT A  
UNIVERSAL  
DIMENSION.**

---

## **Monoprinting Inspired by Goya, Turner and Cornelius in the Education Room at the Fitzwilliam Museum, Cambridge**

This post follows on from Gathering Marks and Tearing Paper to Appreciate Prints by Goya, Turner and Cornelius at the Fitzwilliam Museum, Cambridge and shares how teachers enjoyed monoprinting on a big scale. The session was facilitated by Paula Briggs and Sheila Ceccarelli from AccessArt and Kate Noble from the Fitzwilliam Museum, Cambridge.

---

# **Linking Flock Together to your Curriculum: Key Stage 1 – 3**

---

## **Using Monoprinting and Sketchbooks to Explore GCSE English Literature Poetry**

A session for teenagers exploring how a hands on creative activities might engage students in their revision, and how monoprinting and sketchbook processes might aid a personal connection to the poetry text.