

# **Illustrating Jabberwocky'**

**'The**

In this resource, AccessArt contributor Eleanor Somerset, illustrates how she worked with a group of 7-10 year old pupils and another of 10-15 year old budding artists, at the Little Art Studio in Sheffield, on a series of workshops to illustrate Lewis Carroll's The Jabberwocky.

---

## **Pattern and Collage: A Whole School Workshop at Monkfield Primary School**

---

## **Making Sea Sculptures at Culford School, Suffolk**

Artists Andrea Butler and Sheila Ceccarelli inspire year three pupils to invent their own sculptural sea creatures using simple wrapping and binding techniques with scrap store materials.

---

# **Teenagers Make Prompts to Overcome White Page Syndrome**

Fabulously inspired teenagers at AccessArt's Experimental Drawing Class made prompts to help each other overcome the 'white page syndrome'.

---

## **Painting the Storm, at Bourn Primary Academy**

---

## **Introducing Sgraffito using a Coloured Clay Slip on a Terracotta Tile**

Further explore how to make beautiful sgraffito, or 'scratched drawings' with artist Eleanor Somerset.

---

## **Wax Resist with Coloured Inks**

# and Sgraffito on Foamboard

---

## Chimera – A Drawing Workshop with Eleanor Somerset

### You May Also Like...

Visual Arts Planning Collections:  
Literacy



Wax Resist with Coloured Inks and  
Sgraffito on Foamboard



**Chimera Drawings into Beautiful Terracotta Tiles**



---

**Street Drawing: Exploring**

# Vanishing Points with Masking Tape

---


## Dragons & Birds in Eggs: Hidden and Revealed

### You May Also Like....

Visual Arts Planning Collections: Birds



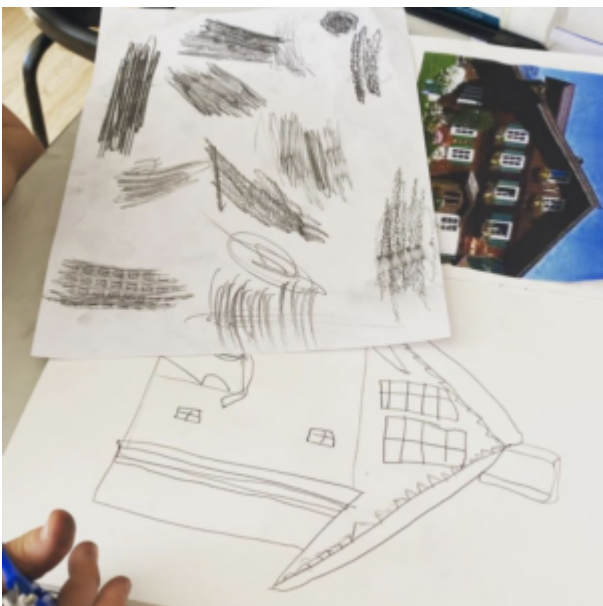
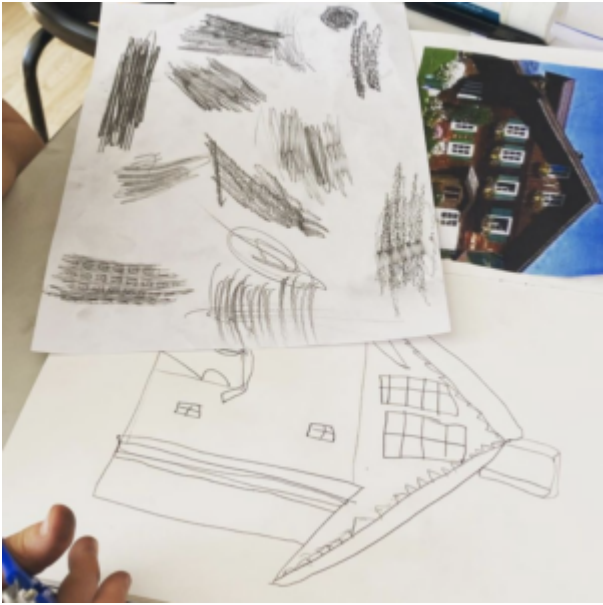
monoprinting with carbon copy paper



---

# **Houses from Around the World: International Day at Monkfield Primary School**

**See This Resource Used In  
Schools...**









---

# **Recording & Communicating through Narrative with Degree Level Contemporary Craft Students by Vanessa Marr**

---

## **Inspired by Google Earth: Drawing**

---

## **Flat Yet Sculptural? Drawing, Collage, Construction**

Following on from using the grid method to scale up simple drawings, children worked on collage and construction to transform their drawings into sculptures.

---

# Exploring Three Dimensions with Lego: Drawing and Collage

## You May Also Like...

Pathway: Exploring Form Through Drawing



[This is featured in the 'Exploring Form Through Drawing' pathway](#)

Adapting AccessArt: From 2D to 3D



---

**‘Pouncing’: A Simple  
Technique to Transfer  
Patterns onto Plaster Tablets**

---

**Using Negative Space to  
Believe What You See ( &  
Scaling Up)**


# You May Also Like...

## Pathway: 2D Drawing to 3D Making



[This is featured in the '2D Drawing to 3D Making' pathway](#)

## Talking Points: Lubaina Himid



---

# How to Make a Tessellated Design

## You May Also Like...

Pathway: Exploring pattern



[This is featured in the 'Exploring Pattern' pathway](#)

Talking points: Andy Gilmore



---

# **The Drawing Machine – A Workshop in Perspective and How to Look by Drawing Machine and Sarah Wright**

---

## **Drawing as Support Activity**