

Nest

By Paula Briggs

Following on from the last session when we began our exploration of concave shapes by making [continuous line drawings of our hands](#), this week in my art class for children aged 7, 8 and 9 we explored nests. I wanted to give the children the opportunity to both draw and make, and so the hour-long session was split into three different activities. Children worked with hard and soft pencils, graphite, wax resist, watercolour, clay and sticks. I introduced each activity at the beginning, and then children moved between the three activities in any particular order, working independently, with great results and much enjoyment!



Flicking paint over graphite, wax resist and watercolour nest

Activity One: Drawing a "Fine" Nest

	Please log in here to access full content.
Username	<input type="text"/>
Password	<input type="password"/>
	<input type="button" value="Login"/> <input checked="" type="checkbox"/> Remember me
	Forgot Password

To access all content, I would like to join as...

An Individual



Creative practitioners, educators, teachers, parents, learners...

From £3.50

An Organisation...



Schools, Colleges, Arts Organisations: Single and Multi-Users
From £42

AccessArt is a UK Charity and we believe everyone has the right to be creative. AccessArt provides inspiration to help us all reach our creative potential.

See This Resource Used in Schools...





You May Also Like...

Pathway: Sculpture, Structure,
Inventiveness & determination



[This is featured in the 'Sculpture, Structure, Inventiveness & Determination' pathway](#)

Talking Points: What can we learn from birds



Drawing source material: nests



Drawing Hands

You May Also Like...

Pathway: Exploring Form Through Drawing

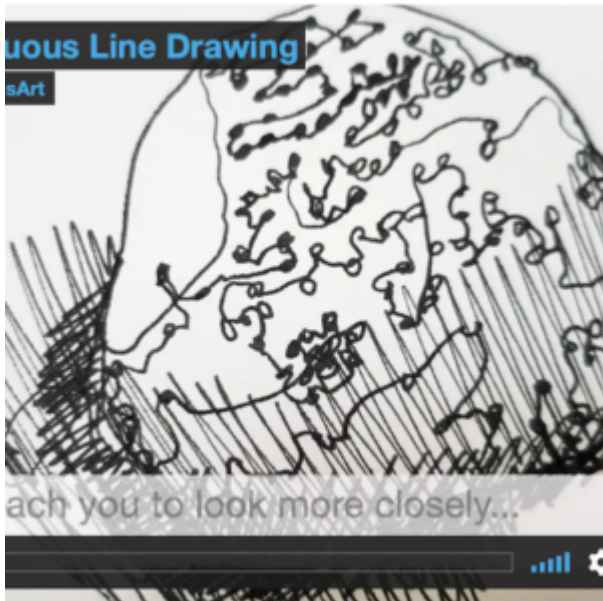


[This is featured in the 'Exploring Form Through Drawing' pathway](#)

Drawing Like a Caveman – Handprint Art



Continuous Line Drawings




**Working Collaboratively in
School: Cell Design by Karen
Wicks**


**Art for the Square with Susie
Olczak for Futurecity**


Walking Sketchbooks


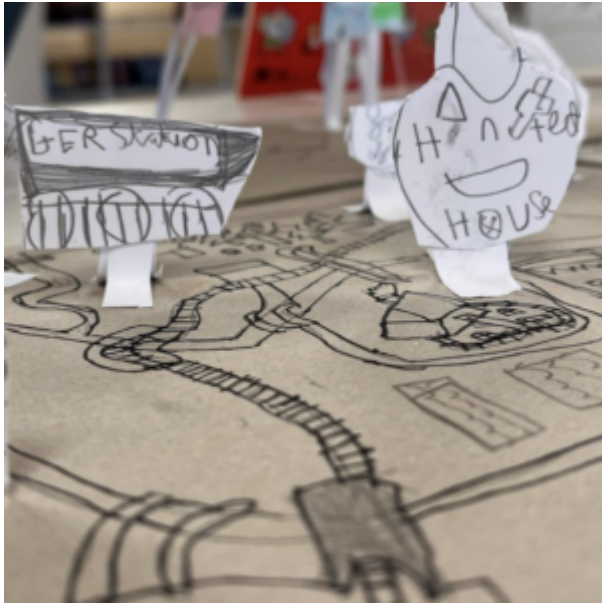
3-D Visual Maps for Children

See the Resource Used in
Schools...










You May Also Like...

Pathway: Typography and Maps




Talking Points: Chris Kenny



Talking Points: Grayson Perrys 'Map of Days'



Talking Points: Hogwarts' Maps




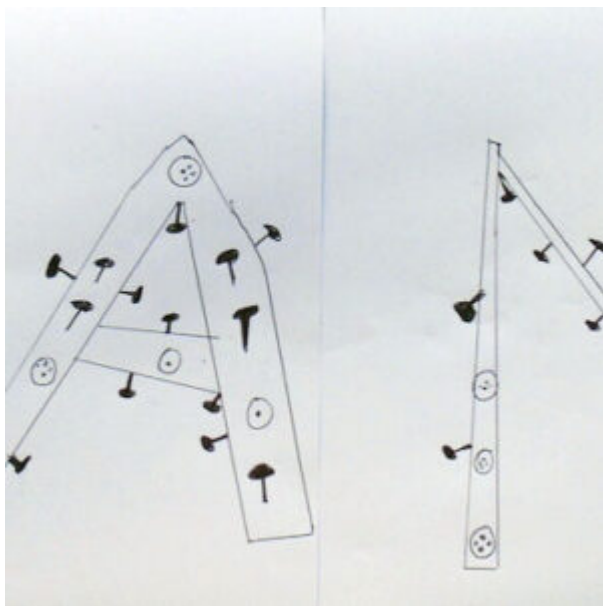
Talking Points: Paula Sher




Typography for Children

See the Resource Used in
Schools...









You May Also Like...

Pathway: Typography and Maps




[This is featured in the 'Typography and Maps' pathway](#)

Talking Points: What is typography?



Talking Points: Louise Fili



Relief Printing and Plaster Casting with Ursula Kelly

In-Depth Drawing Experience for Teenagers by Betsy Dadd

**Inspired by Miro – Collage,
Automatic Drawing, &
Sculpture**

You May Also Like....

**Visual Arts Planning Collections:
Cardboard and paper**



CARDBOARD ENGINEERING CHALLENGE



AN INTRODUCTION TO SCULPTURE



Anne Harild at Chesterton

Community College, Cambridge

**Woodland Exploration by
Caroline Wendling & Deborah
Wilenski**

**Using a Folded Sketchbook to
Get Drawing!**

**Improving Drawing Outcomes by
Changing Paper**

Join Accessart

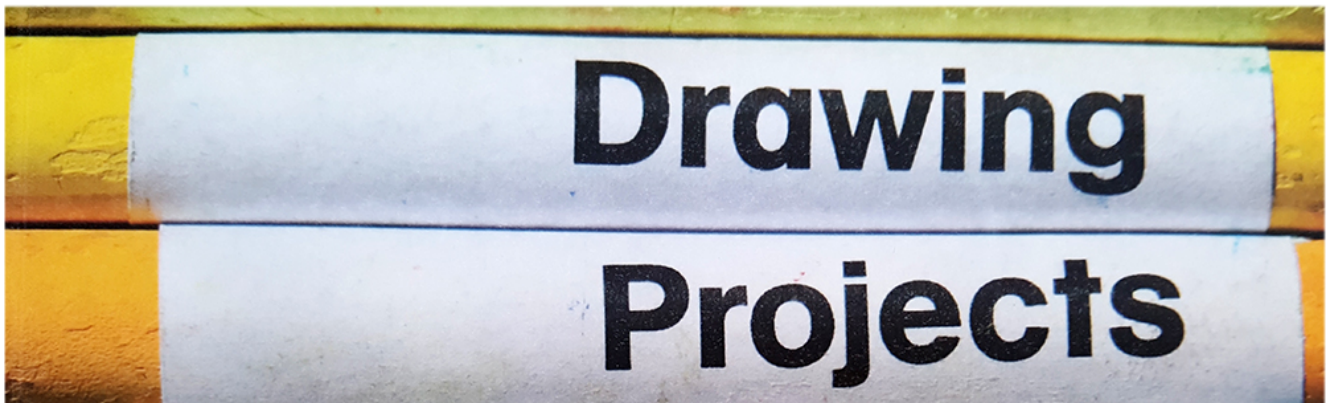
**Join AccessArt from only £3.50 per month and
access all our resources wherever you live.**

See Curriculum Guidance for Drawing: Resources



[Further Guidance to Support Drawing in Schools](#)

More Drawing Projects




[Find more drawing exercises and projects for primary-aged children in this beautiful book by Paula Briggs.](#)

Why use Warm Up Drawing Exercises?

Hedgerow Art by Sara Dudman

See This Resource Used In Schools...









Looking, Talking and Celebrating

Teenagers from AccessArt's Experimental Drawing Class for Teenagers enjoy reflecting on their work and sharing it with friends and family.

Drawing with Wire: The Polymeric Approach by Julie de Bastion

You May Also Like...


Visual Arts Planning Collections: Literacy



Accessart wire resources



drawing with wire



Drawing on Pebbles to Make Treasured Fossils

Using a variety of drawing media on a variety of found surfaces to create a collection of fossils. [Full AccessArt](#)

How to Run a Life Drawing Class by Hester Berry