

Ice Worlds

By [Frances Hatch](#)

In this post, artist Frances Hatch shares an exciting 2 session project that invites pupils to create an imaginative interpretation of what an ice world above and below the waterline might be like. Pupils will explore colour theory, form and texture in a playful way, going on to work in small groups to create their 3d interpretations of an ice world.



	Please log in here to access full content.	
Username	<input type="text"/>	
Password	<input type="password"/>	
	<input type="button" value="Login"/>	<input checked="" type="checkbox"/> Remember me
	Forgot Password	

To access all content, I would like to join as...

An Individual



Creative practitioners, educators, teachers, parents, learners...

[From £3.50](#)

An Organisation...



Schools, Colleges, Arts Organisations: Single and Multi-Users
From £42

AccessArt is a UK Charity and we believe everyone has the right to be creative. AccessArt provides inspiration to help us all reach our creative potential.

You May Also Like...

Pathway: Using Art To Explore Global Issues



[This resource is featured in the 'Using Art To Explore Global Issues' pathway](#)


Drawing Source material: ice



Talking Points: Drawn To Antarctica



Mini world Lightboxes



**Drawing from Life with Lance
Richardson: 3 Sketchbook**

Exercises

You May Also Like

Drawing From Life: How Artists Use Sketchbooks



The Sketchbook Journey



Video enabled resources: Sketchbooks



Sketch Your World: Drawing The Details

Sketch Your World: Perspective

Sketch Your World: Choosing Subject Matter

Sketch Your World: Materials

Sketch Your World: Sketchbooks & Composition


Sketch Your World: The Basics

Magic Caring Box

Working in a Studio

You Might Also Like...

Artist Studio Series



Talking Points: Artists as Collectors and Explorers



Explore Contemporary Artists, Designers and Makers



Changing Colour

You Might Also Like...

EXPRESSIVE PAINTING AND COLOUR MIXING



Walking and Drawing



Hedgerow Art



Adapting AccessArt: Making Birds Pathway for Pupils With Special Educational Needs

You May Also Like...

Pathway: Making Birds



Flying Minpin Birds



Visual Arts Planning: Birds




Manipulating Forms in Landscape Painting

**See How This Resource Is Used
in Schools...**



Kent landscape



Kent landscape







You Might Also Like...

Landscape Painting: Plein Air Painting



Working With and In the Landscape




Painting The Storm



Adapting AccessArt: Woodland Creatures

You May Also Like

Session Recording: Adapting AccessArt



Drawing Fish with Pen, Pencil and Watercolour



the geometry of chickens



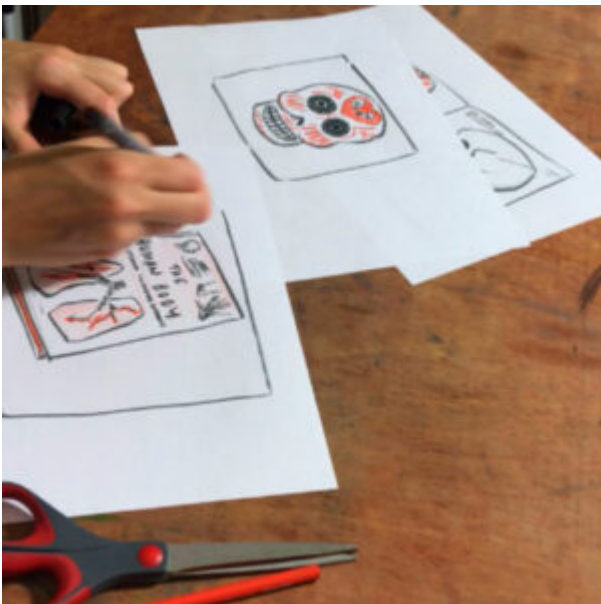
Adapting AccessArt: Telling Stories

You May Also Like

Session Recording: Adapting AccessArt



3 panel challenge



Creating Comics inspired by museum collections



Expressive Charcoal Collage: Coal Mines

See This Resource Used in
Schools...




You May Also Like

charcoal cave



introduction to charcoal



**Pathway: An Exploration of Coal Mining,
Inspired By Henry Moore**



Painted and Sculptural Plant Pots

You Might Also Like...

[Drawing and Making Flowers](#)



Painting on Plaster Inspired by Vincent Van Gogh



Cut Paper Collage Still Life



Alternative Fashion

You Might Also Like...

2d and 3d Fashion Designs using Painted Paper



Barbie and Ken Transformation



Puppets Inspired by Historical Paintings



Working on Black Paper

You Might Also Like...

Drawing Spirals



Thinking Silhouettes



Painting with Poster Paint



Coat-hanger Shells

You Might Also Like...

Drawing and Making Flowers



Painted and Sculptural Plant Pots



Drawing Insects with Wire

