


Drawing Minibeasts – using a continuous line, graphite and oil pastel

Drawing mini beasts using pen, graphite and oil pastel. Simple and effective drawing approaches for all ages. [Full AccessArt Members Only](#)

Making Drawings Move

See This Resource Used In Schools...







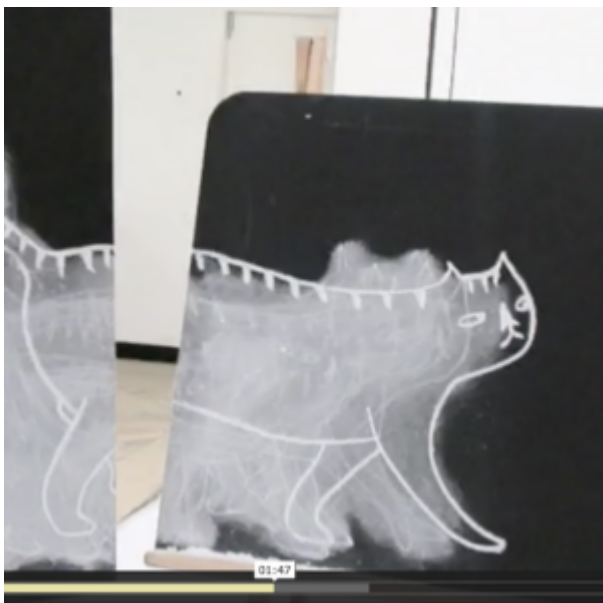
You May Also Like...

Pathway: Making Animated Drawings



[This is featured in the 'Making Animated Drawings' pathway](#)

Talking points: Making drawings move



Talking Points: paper cut puppets



Talking Points: Lauren child



Talking Points: Lotte reiniger



Drawing Feathers: Perfect for Mark Making

How to Draw Feathers inspired by John Ruskin's Peacock Feather. Beautiful sketches resulting from an appropriate warm-up exercise and combinations of drawing materials. Suitable for all ages.

Drawing Storyboards with Children

Story Boards are a great opportunity to developing both drawing skills, and visual story telling skills and kids love them! [Full AccessArt Members Only](#)

Making a Shy Drawing – Drawing Exercises for Beginners

Find out what a “shy drawing” is and how it can help you focus. These exercises and suggestions provide a focus which enables pupils and teachers to explore different aspects of making a drawing, including sound, action and intention. [Full AccessArt Members Only](#)

Drawing Speed

Doodle Ball: a 3-D Drawing Exercise for Active Learners

Doodle Balls are a great way to experiment with drawing on a 3 dimensional surface. They are also great for active learners – people who need to fiddle or doodle whilst they think. [Full AccessArt Members Only](#)

Introduction to Composition in Drawing

Illustrator Yumi Okudo shares an exercise which can help students explore concepts of scale and composition. [Full AccessArt Members Only](#)

Sketchbook Warm-Up by Jo Blaker

An ice breaker sketchbook exercise shared by Jo Blaker – perfect for use in school. [Full AccessArt Members Only](#)

Drawing from Life with Children & Making Cartoon Characters

Looking at ways to combine children's passion in drawing cartoons with developing their observation and mark making skills. This resources demonstrates how we encouraged children to draw from life, and then develop their drawings and make cartoon characters. [Full AccessArt Members Only](#)

Sketchbook Journal Ideas

Three artists share their ideas about taking sketchbooks on journeys.

Simple Perspective Art Lesson for Young Children

One Line Street Scene: A Visualisation Warm Up Drawing exercise

Look Up, Not Down – Portrait Drawing Exercises

You May Also Like...

Visual Arts Planning Collections:
Portraits



Making a Blind Contour Drawing



Inspired by Henri Matisse



Finger Palette Portraits – Fingerprint Drawing

Using marks made by fingers to make portraits. [Full AccessArt Members Only](#)

Drawing Cartoon Characters – A School Full of Characters!

You May Also Like...

Visual Arts Planning Collections: Portraits



DRAWING FROM LIFE & MAKING CARTOON CHARACTERS




Drawing cartoon animals



Turning Paper into Fur – Creative Drawing Prompts

**See This Resource Used In
Schools...**





You May Also Like...

Pathway: Making Birds



[Featured in the 'Making Birds' pathway](#)

**Drawing Like a Caveman –
Handprint Art**

**Life Drawing for Children
(and acting up a bit!)**

Children loved this workshop in which we used props to

encourage children to draw each other. [Full Access Art Members Only](#)

Drawing Cartoon Animals